

YOUR NERVE. OUR GEAR.



THE ULTIMATE IN FALL PROTECTION FULL LINE CATALOG 2011

IT'S THE GEAR YOU WANT,
**BECAUSE
GUYS LIKE YOU
HELPED US
DESIGN IT.**

DBI-SALA™ is known as the premier brand of fall protection and rescue products around the world. For more than 65 years DBI-SALA™ has provided, and still provides today, the best solutions for workers at height, no matter which industry you work in.

We understand that you risk your life every day, while making a living for yourself and your family. We know that it only takes one slip late in the shift to change your life. If this happens, be sure you're wearing the best, so you make it home safely at the end of the day.

DBI-SALA™ equipment is legendary for its comfort, ease of use, adjustability, durability and reliability. We offer more than 15,000 equipment choices — the broadest line of fall protection gear on the planet. From flame resistant Kevlar®/Nomex® harnesses and specialized, sealed self retracting lifelines to customized, confined space and horizontal systems, you get gear that's made for you. Every DBI-SALA™ product carries a 100% satisfaction guarantee and a lifetime warranty.

Finally, our job isn't done until you know how to use the gear we make. In-house and on-site training are priorities with us. When we exceed worker expectations, you exceed jobsite expectations!



THE ABC'S OF FALL PROTECTION

A typical Personal Fall Arrest System (PFAS) incorporates three components often described as the ABC's of fall protection. The anchorage/anchorage connector, body support and connecting device, when used together, form a complete system for maximum worker protection. But don't forget about another required component of any fall protection program — the descent, rescue and retrieval of a fallen worker.

A ANCHORAGES

are a secure point of attachment. Anchorage connectors vary by industry, job, type of installation and structure. They must be able to hold fast under more than a ton of force generated in a fall.



B BODY SUPPORT

harnesses distribute fall forces over the upper thighs, pelvis, chest and shoulders. They provide a connection point on the worker for the personal fall arrest system.



C CONNECTORS

such as shock absorbing lanyards or self retracting lifelines connect a worker's harness to the anchorage.



D DESCENT AND RESCUE

devices are used to retrieve an injured worker or lower him to the ground.



LIFETIME WARRANTY

DBI-SALA™ products are warranted for their entire lifetime, to be free from defects in materials and workmanship, under normal use and conditions. Our warranty extends from the product's original date of purchase, in new or unused condition, from any authorized DBI-SALA™ brand distributor and applies exclusively to the product's end user. For detailed warranty information, see www.capitalsafety.com.

TABLE OF CONTENTS

FULL BODY HARNESSES	16-37
BELTS, WORKSEATS & ACCESSORIES	38-39
SHOCK ABSORBING LANYARDS	40-49
POSITIONING LANYARDS	50-51
SELF RETRACTING LIFELINES	52-63
VERTICAL SYSTEMS	64-75
HORIZONTAL SYSTEMS	76-89
ANCHORAGE CONNECTORS	90-101
CUSTOM ACCESS SOLUTIONS	102-109
CONFINED SPACE RESCUE	110-135
RESCUE AND DESCENT	136-143
NETTING AND GUARDRAIL SYSTEMS	144-151



WE'VE WORKED IN YOUR INDUSTRY FOR DECADES.

DBI-SALA™ people climb the rigs in the oil and gas fields. We straddle I-beams on construction sites. We attend tool-box safety discussions with transportation personnel at 5 a.m. And we review tie-off challenges on top of a nacelle hundreds of feet in the air, with wind industry workers. Our people work hard to understand your job, concerns and challenges before we design your equipment. That's how DBI-SALA™ goes beyond compliance to produce the broadest, most innovative, high quality fall protection equipment for the world's most vital industries.

WIND ENERGY

DBI-SALA™ has been a supplier of choice to the wind industry. We developed specialized ExoFit NEX™ harnesses and Force2™ lanyards, as well as unique rescue and escape systems such as the Rollgliss™ R500. Our Lad-Saf™ ladder safety systems, offered in both standard and powered climb assist styles, are trusted by wind professionals globally.



TRANSPORTATION

We've developed dozens of specialized products, from evolution™ horizontal systems for railcar loading, to FlexiGuard™ custom access solutions for semi-truck servicing. We've even designed a patented fall-arrest-rated vacuum anchor system for aviation workers.



WE'VE BEEN WHERE YOU'RE GOING.

OIL AND GAS

DBI-SALA™ was the first to bring “retractable” lifeline technology to the world in the 1940s and the first to bring “sealed retractable” technology to the oil and gas fields. We were the first to test our products to -55°F and meet the IP68 seal rating. And we developed specialized equipment and training for a wide array of emergency escape devices.

MINING

DBI-SALA™ developed harnesses for specialized miners gear and FlexiGuard™ systems to protect them while doing maintenance on oversized mining industry trucks.



CONSTRUCTION

DBI-SALA™ understands that there's no more complex work environment than a construction site. We work closely with contractors to help us fine tune our design on key products, such as the Saflok MAX™ hook, used widely today on concrete forms. We listened to steel erectors and created shoulder caps that protect the webbing on our Exofit NEX™ harnesses. EZ-Line™ is today's most user-friendly horizontal lifeline system and the world's only retractable design. Our industry-first, twin-leg Talon™ self retracting lifeline provides 100% protection and mobility.



GENERAL INDUSTRY

DBI-SALA™ knows that every day thousands of manufacturing and facility workers around the world don safety boots and goggles, then head out to do their job. Whether you're processing, milling, finishing, inspecting or doing routine maintenance, DBI-SALA™ has the products you want. We've developed specialty Advanced confined space equipment, tie-back Talon™ self retracting lifelines, ExoFit NEX™ harnesses, ShockWave™ lanyards, Lad-Saf™ ladder safety systems and innovative guardrail and netting solutions.



UTILITY, TELECOM AND MUNICIPALITIES

DBI-SALA™ has been proactive in developing equipment for these unique industries. Our innovations include specialty Advanced confined space equipment, Cynch-Lok™ and Saflok™ Pole Anchors and Kevlar®/Nomex® constructed arc flash products, including the first arc flash self retracting lifeline.



OUR SITE OR YOURS. TRAINING ANYTIME, ANYWHERE.

WHERE SAFETY AND SERVICE COME FULL CIRCLE.



Workers' lives are on the line every day, but ensuring their safety starts long before the job begins. No one understands this better than Capital Safety. Our training is based on 65 years of expertise and jobsite implementation around the globe.

When it comes to protecting your work site, we deliver. We offer superior courses in world-class training facilities, based on standard curriculums or custom programs specific to your jobsite. Our comprehensive training provides practical, hands-on experience, including: scaffolding, fixed ladders, towers, sloped roofs, rebar walls, elevated catwalks, I-beams and confined spaces. Every course we offer exceeds industry standards set by OSHA, MSHA, ANSI, CSA and CE.

OPEN ENROLLMENT COURSES

are designed to a standard that ensures you are trained competently.

- COMPETENT PERSON
- COMPETENT PERSON TRAINER
- COMPETENT INSPECTOR
- PROGRAM ADMINISTRATOR
- COMPETENT CLIMBER & RESCUER
- AUTHORIZED PERSON
- QUALIFIED PERSON
- COMPETENT PERSON REFRESHER
- WIND ENERGY COMPETENT RESCUER
- WIND ENERGY COMPETENT RESCUER TRAINER
- CONFINED SPACE ENTRANT/SUPERVISOR
- CONFINED SPACE RESCUE
- CONFINED SPACE TRAINER



ON-SITE TRAINING

For greater flexibility, Capital Safety can bring standard courses, or a customized version, directly to your location. We will provide the necessary equipment and trainers required for your class size. A mobile training trailer, with climbing structure, will be available by summer 2011, for added hands-on training at any customer site.

INDUSTRY-SPECIFIC AND CUSTOM COURSES

In addition to basic courses, we offer courses for particular trades and specific industry work requirements. These include: Oilfield Rig Workers Awareness, Rig Rescue, Tower Climbing/Rescue, Confined Space Entry and Retrieval and more. We'll also customize courses.



FALL PROTECTION AWARENESS DEMONSTRATIONS

Our North American fleet of more than 40 specialized vehicles can bring on-site, hands-on fall protection demonstrations to your workforce. We demonstrate actual drop-tests with force measuring instruments so workers are familiar with the arresting forces they may experience during a fall. This provides an excellent introduction to fall protection.





THE MOST ADVANCED WAY TO TRACK SAFETY EQUIPMENT AND MANAGE YOUR SAFETY INSPECTION PROGRAM.

i-SAFE™ 3.0 NOW WITH MULTIPLE INTEGRATION OPTIONS

- Updated inspection status of each piece of equipment
- Tracks location and controls distribution of equipment
- Provides complete, documentable proof of compliance
- Offers multiple standard and customizable system software solutions

INSPECTION TRACKING

- Enhance user safety with up-to-date inspection logs
- Verification system promotes compliance
- Electronic record for traceability and audit
- Multiple reporting options available

INVENTORY CONTROL

- Tracks inventory on sites around the globe
- Paperless, accurate asset management
- Easy information retrieval, inventory control
- Helps to mitigate theft

INFORMATION MANAGEMENT

- Real-time updates ensure accurate equipment status
- Instant access to key information streamlines logistics, safety management
- Accountability by logging product, inspection status, by job

i-Safe™ is an intelligent safety system. It uses Radio Frequency Identification (RFID) to maximize the effectiveness and minimize the total cost of your safety program.

i-Safe™ allows you to easily record and access information on inspections, inventory and use. It tracks equipment assignments by worker or location. The system also automates the inspection process, with preloaded templates and other tracking information.

There are multiple system options available — using a web portal or versions that can be stored on your own equipment or behind your own firewall. This allows for easy access and time-saving information management. In addition, mobile devices are supported for in-the-field, on-site



inspections. Almost all new DBI-SALA™ fall protection products are delivered from the factory already RFID-enabled. Retrofit tags are also available to outfit existing inventory and other safety equipment. Whether you're responsible for a single construction site, a manufacturing plant or a series of oil rigs, i-Safe™ makes it easier to manage your safety inspection program.



i-Safe™ Tag

i-Safe™ tags are standard equipment on most DBI-SALA™ products. Each tag is programmed with its unique ID that registers its model type and history. i-Safe™ 3.0 utilizes high frequency (13.56 MHZ) module tags supporting ISO 15693.

Handheld RFID Reader

Tags can be read in the field with the handheld RFID reader, then synced with the full system back in the office, allowing for on-site inspections. Easy-to-use interface allows complete asset visibility.

Data Portal

Information is then linked with the web portal or stand alone system to ensure up-to-date asset status. You also have access to related safety and equipment information, training records, product advisories and other useful links.

Tag Kits

Easy do-it-yourself tag kits are available for all types of equipment, including harnesses, lanyards and SRLs — allowing you to extend the benefits of your i-Safe™ system to your entire inventory, regardless of brand or asset type.



SOFTGOODS TAG

UNIVERSAL HARDGOODS TAG



9000099 i-Safe™ Reader



9000101 i-Safe™ Reader



9000098 i-Safe™ Reader

9505838 Kit, Hardgoods Tag, 6 pack with Zip Tie, Adhesive Pad, and Key-Ring

9505839 Kit, Hardgoods Tag, 25 pack with Zip Tie, Adhesive Pad, and Key-Ring

9505840 Kit, Softgoods Tag, 6 Pack, with Zip Ties

9505841 Kit, Softgoods Tag, 25 Pack, with Zip Ties

9505843 Kit, Cable Tag, 4 Pack, with Round Ball Bumper

9000098 i-Safe™ Reader, Psion WAP G3, HF with Docking Station

9000042 i-Safe™ Reader, Psion WAP, Docking Station Only

9000099 i-Safe™ Reader, Psion Ikon, HF with Docking Station

9000100 i-Safe™ Reader, Psion Ikon, Docking Station Only

9000101 i-Safe™ Reader, Unitech, HF, with Docking Station

9000102 i-Safe™ Reader, Unitech, Docking Station Only



Choose the i-Safe™ product that's right for you.

This chart allows you to identify the i-Safe™ system that best satisfies your needs for today and the future.

Feature/Description	i-Safe™ 3.0 Web Limited Edition	i-Safe™ 3.0 Web Pro Edition	i-Safe™ 3.0 Desktop Edition	i-Safe™ 3.0 Network Edition
Target Customer	Very Small Organizations No IT	Small Organizations Minimal IT	Small - Medium Organizations Minimal IT	Large Organizations Extensive IT
Data Location	Capital Safety Hosted Site	Capital Safety Hosted Site	End-User Internal PC	End-User Network
Assets Tracked	250 (1)	Unlimited	Unlimited	Unlimited
Pre-defined Inspection Templates - Fall Protection	Yes	Yes	Yes	Yes
Pre-defined Inspection Templates - Other	No	Optional	Optional	Optional
Number of Hand-Held Computers Supported	Optional (1)	Optional	Optional	Optional
Smartphones and Other Mobile Platform Portals Supported	No	Optional	Optional	Optional
Email Alerts	None	Optional	Optional	Optional
Email Offers	None	Optional	Optional	Optional
Reports	5	10 (Plus Optional)	20 (Plus Optional)	20 (Plus Optional)
Certificates, Filters, & Inspections	Yes	Yes (Plus Optional)	Yes (Plus Optional)	Yes (Plus Optional)
Process Customization	None	None	Optional	Optional
Software Customization	None	Minimal Optional	Full Optional	Full Optional
High Frequency RFID (HF-RFID) Tag Scanning Supported	Yes	Yes	Yes	Yes
HF-RFID Tags Included on All DBI-SALA™ Products	Yes	Yes	Yes	Yes
Barcode Scanning Supported	No	Optional	Optional	Optional
Handheld Computers Available from Capital Safety (HF-RFID)	3 Models	3 Models	3 Models	3 Models
Handheld Computers Available from Capital Safety (RFID/Barcode)	1 Model	1 Model	1 Model	1 Model
Remote Support	Minimal	Basic Included in Maintenance	Basic Included in Maintenance, Additional Optional	Basic Included in Maintenance, Additional Optional
On-Site Installation Support	None	None	Optional	Optional
On-Site Training	None	Optional	Optional	Optional
Desktop/Network Software Investment	Free	Annual Fee	One Time Fee	One Time Fee
Handheld Computer Software Investment	N/A	Annual Fee	One Time Fee	One Time Fee
Software Support and Maintenance Fee	N/A	Included	Annual Fee	Annual Fee
Handheld Computer Software Support and Maintenance	N/A	Included	Annual Fee	Annual Fee
Handheld Computer Hardware Maintenance Agreement	N/A	Annual Fee	Annual Fee	Annual Fee

Notes: (1) DBI-SALA™ Assets Only

CALL DBI-SALA™ TODAY FOR AN i-SAFE™ 3.0 SOLUTION TAILORED TO YOUR NEEDS.

JUST HOW IMPORTANT IS CHOOSING THE RIGHT HARNESS?

A harness is your single most important equipment choice. It affects your safety in many different ways. But its design and craftsmanship also have a direct influence on your comfort, confidence, productivity and versatility on the job.

DBI-SALA™ harnesses — ExoFit Nex™, ExoFit™ XP, ExoFit™ and Delta™ — have earned a reputation for maximum comfort, freedom of movement and ease-of-use, as well as launching innovations such as the spring-loaded, stand-up back D-ring, Delta™ No-Tangle pad and the Revolver™ torso adjusters.

Many of our harnesses can be used on most jobs. DBI-SALA™ also manufactures harnesses for specific uses within industries such as Construction, Oil and Gas, Transportation, Utilities/Telecommunications and Municipalities and Wind Energy. General- and specific-use harnesses will be identified on the following pages.

All harnesses meet OSHA and ANSI standards, including the stringent ANSI Z359.1.



CHOOSING YOUR HARNESS

Look for quality in these features when selecting your harness.

1 DORSAL CONNECTION

The fall arrest point must be located on the back, positioned between the shoulder blades. Your harness must always include a dorsal attachment point.



2 WEBBING

Webbing is an important factor in the durability and safety of the harness. Ensure that the webbing is strong enough to endure rough use, exposure to sunlight and other elements without tearing or fraying. Specialty applications such as welding and electrical maintenance require Nomex®/Kevlar® or nylon that offers fire resistance or arc flash protection.

3 ADJUSTING POINTS

Whether you wear a harness 4 hours a day or 14, it needs to fit right for safety and comfort. Harnesses with adjusting points on the legs, waist (belt models), chest and torso allow a better fit.

4 LEG STRAPS

Depending on worker preference, leg strap fasteners may be available in different styles, including:



Tongue Buckle



Pass Thru Buckle



Quick Connect Buckle

5 PELVIC SUPPORT

A sub-pelvic strap provides additional support, security and comfort for the user. Properly positioned, it better distributes forces during a fall.



6 BOOK STYLE LABELS

Book style labels put product and inspection information at the workers' fingertips. Pages may include sizing, operating instructions, inspection log, warning labels and compliance information. These labels promote quick inspection, compliance and safety.



7 STITCHING

Double box stitching provides maximum strength and durability. It's sewn-in quality you can trust.

8 PADDING

Cushioned shoulder, leg and hip pads keep the pressure off, providing extra worker comfort for long hours of wear. In a fall, they absorb shock and help distribute your weight. They may be built-in to avoid slipping or may be removable.



9 SEAT SLINGS

A removable seat sling provides job versatility and added comfort during long hours of use.



10 IMPACT INDICATORS

Impact indicators provide immediate notice that the worker and harness have been in a fall. This feature promotes safety and proper inspection.

11 LANYARD KEEPERS

A lanyard keeper provides a place to park your lanyard when not in use. It prevents tripping and entanglement for enhanced safety.



12 BREATHABLE LININGS

The ExoFit™ series of harnesses feature breathable linings that wick moisture away from your body. So you stay dry and comfortable in heat or cold.



Equipped with



TYPES OF HARNESSES

DBI-SALA™ harnesses are available in different types, with various features, depending on their intended use.



MULTI-PURPOSE HARNESS

This type typically includes extra attachment points which allow work in a variety of situations. The belt and pad provide additional back lumbar support, positioning rings and tool carrying options.



WORK POSITIONING HARNESS

These harnesses have positioning D-rings located on the hips for use with pole straps or work positioning lanyards, which allow hands-free operation. Harnesses of this kind may include integral waist belts.



LADDER CLIMBING HARNESS

Harnesses with a frontal attachment point, for connection to permanent ladder safety systems.



DESCENT CONTROL HARNESS

These harnesses typically have frontal attachment points for use with descent control devices.



CONFINED ENTRY/RETRIEVAL HARNESS

One attachment point located on each shoulder strap facilitates upright retrieval from confined spaces.

EXOFIT NEX™

The Ultimate Full Body Comfort Harnesses

ExoFit NEX™ harnesses are the newest, most advanced harnesses in the industry. They're the culmination of our experience with ExoFit™ and ExoFit™ XP, ongoing research and the incorporation of new materials and innovative features. When you purchase an ExoFit NEX™ harness, you can be certain that you're purchasing the finest harness available today, from DBI-SALA™ or anyone else.

COMFORT ■ True to our NEX mission, we manufacture these harnesses using materials that won't add unnecessary weight.

FUNCTION ■ When speed and efficiency are project requirements, ExoFit NEX™ will provide the freedom and confidence to function at your maximum potential.

DURABILITY ■ ExoFit NEX™ harnesses are designed using materials that last.

REVOLVER™ VERTICAL TORSO ADJUSTERS ■ Simple and fast adjustments that eliminate loose ends and lock into place, preventing slippage.

HYBRID COMFORT PADDING ■ Lightweight, moisture wicking and breathable padding won't move or slip, always keeping the wearer comfortable.

TECH-LITE™ ALUMINUM D-RINGS ■ Extremely lightweight alloy commonly used in military and aerospace offers a higher level of security and comfort.

INTEGRATED TRAUMA STRAPS ■ Provide an adjustable, continuous loop for post fall, minimizing suspension trauma.

DUO-LOK™ QUICK CONNECT BUCKLES ■ Lightweight one-handed use with memory-fit web-lock ensures fast, non-slipping connections.



420 LB.
CAPACITY

Model Shown 1113130

ULTRA-SOFT EDGING ■ Moves with you. Doesn't rub or chafe.

SUPERIOR X-DESIGN ■ A single piece of material in the shape of an X wraps around the wearer for the ultimate in comfort, security and no-tangle donning.

PROTECTIVE SHOULDER CAPS ■ Provide protection and comfort when carrying heavy materials.

MOLDED LANYARD KEEPERS ■ Easy holstered snap hooks break away to avoid trip hazard.

REFLECTIVE MATERIAL ■ For greater visibility in dark and dangerous environments, reflective material is integrated on legs, chest, shoulders and back.

BUILT-IN CARRYING POCKET ■ Conveniently holds and protects a cell phone, camera or other items.

REPEL TECHNOLOGY WEBBING ■ Water repellent to reduce attraction of mold and dirt – also has up to 5 times more abrasion resistance.



STAND-UP DORSAL D-RING ■ Patented spring-loaded design automatically stands-up, ensuring fast, easy and safe connections to your fall arrest system.



EXOFIT NEX™

VEST-STYLE FULL BODY HARNESSSES

Vest-style harnesses are the most universal, with multiple configurations and connection point options. They're used across a wide variety of industries.



1113010
EXOFIT NEX™ VEST-STYLE HARNESS
Aluminum back D-ring, locking quick connect buckles. (XLarge)
1113001 Small
1113004 Medium
1113007 Large



1113055
EXOFIT NEX™ VEST-STYLE HARNESS
Aluminum back and side D-rings, locking quick connect buckles. (XLarge)
1113046 Small
1113049 Medium
1113052 Large



1113070
EXOFIT NEX™ VEST-STYLE HARNESS
Aluminum back and shoulder D-rings, locking quick connect buckles. (XLarge)
1113061 Small
1113064 Medium
1113067 Large



1113040
EXOFIT NEX™ VEST-STYLE HARNESS
Aluminum front and back D-rings, locking quick connect buckles. (XLarge)
1113031 Small
1113034 Medium
1113037 Large



1113085
EXOFIT NEX™ VEST-STYLE HARNESS
Aluminum front, back and side D-rings, locking quick connect buckles. (XLarge)
1113076 Small
1113079 Medium
1113082 Large

EXOFIT NEX™

CROSS-OVER STYLE HARNESSSES

A front-mounted D-ring makes the cross-over style ideal as a rescue harness and for ladder climbing applications.



1113100
EXOFIT NEX™ CROSS-OVER STYLE HARNESS
Aluminum front and back D-rings, locking quick connect buckles. (XLarge)
1113091 Small
1113094 Medium
1113097 Large



1113115
EXOFIT NEX™ CROSS-OVER STYLE HARNESS
Aluminum front, back and side D-rings, locking quick connect buckles. (XLarge)
1113106 Small
1113109 Medium
1113112 Large

EXOFIT NEX™ TOWER CLIMBING HARNESSSES

Tower climbing models are built to keep workers comfortable during extended hours in harness. Tool loops are ideal for carrying equipment.

1113193

EXOFIT NEX™ TOWER CLIMBING HARNESS

Aluminum front, back and side D-rings, locking quick connect buckles with sewn-in hip pad and belt, removable seat sling with positioning D-rings. (XLarge)

- 1113190 Small
- 1113191 Medium
- 1113192 Large



BACK VIEW


A removable seat sling adds even more comfort, for those who wear them all day long.

EXOFIT NEX™ CONSTRUCTION STYLE HARNESSSES

Made for general construction work, these harnesses have excellent tool-carrying capability, sewn-in hip pad and removable body belt.

Protective hip padding loops prevent equipment pouches from sagging and reduce abrasion in vulnerable areas.

Easily adjusted tongue buckle body belt.



1113130

EXOFIT NEX™ CONSTRUCTION STYLE HARNESS

Aluminum back and side D-rings, locking quick connect buckles with sewn-in hip pad, removable belt. (XLarge)

- 1113121 Small
- 1113124 Medium
- 1113127 Large



1113160

EXOFIT NEX™ CONSTRUCTION STYLE HARNESS

Aluminum front, back and side D-rings, locking quick connect buckles, sewn-in hip pad, removable belt. (XLarge)

- 1113151 Small
- 1113154 Medium
- 1113157 Large

EXOFIT NEX™ GLOBAL WIND ENERGY HARNESSSES

Our wind industry harnesses meet global compliance standards: ANSI, OSHA, CSA and CE.

1113218

EXOFIT NEX™ GLOBAL WIND ENERGY HARNESS

Aluminum front, back and side D-rings, locking quick connect buckles and sewn-in hip pad with belt and lumbar wear protection. (XLarge)

- 1113215 Small
- 1113216 Medium
- 1113217 Large



REPLACEABLE LUMBAR PROTECTOR

The lumbar protector is easily replaced in the field when worn or damaged.



RADIO HOLSTER

Conveniently holds and protects a radio, cell phone, or other item like a Lad-Saf™ sleeve. See page 39 for details.

BACK VIEW

EXOFIT NEX™ MINERS' HARNESSSES

Our miners' harnesses are made with belts constructed specifically to hold equipment carried by miners.



1113199

EXOFIT NEX™ MINER'S HARNESS

Aluminum back D-ring, locking quick connect buckles, integrated hip padding with belt and miner's equipment straps. (XLarge)

- 1113195 Small
- 1113196 Medium
- 1113197 Large

BACK VIEW

1113213

EXOFIT NEX™ GLOBAL WIND ENERGY HARNESS

Aluminum front, back and side D-rings, locking quick connect buckles. (XLarge)

- 1113210 Small
- 1113211 Medium
- 1113212 Large



EXOFIT™ XP

The Second Generation Full Body Comfort Harnesses

ExoFit™ XP made its mark as the industry's most comfortable harness. Its design incorporates a single piece of material that wraps around you in the shape of an X, for the ultimate in no-tangle donning and comfortable security. Its padding can be removed and cleaned. XP materials are soft and lightweight, yet extremely durable.

EASY-GRIP END TABS AND KEEPERS

For fast, efficient and secure web adjustment.



REMOVABLE PADDING

Cleaning is easy. Just throw it in the washer.

CUSHIONED LEG AND HIP STRAPS

Comfort and additional security during a fall.

QUICK CONNECT BUCKLES

Color-coded and provide one-handed operation for fast, easy donning.

ULTRA-SOFT EDGING

Moves with you. Doesn't rub or chafe.



420 LB. CAPACITY

Model Shown 1110103

SUPERIOR X-DESIGN

A single piece of material in the shape of an X wraps around the wearer for the ultimate in comfort, security and no-tangle donning.

CUSHIONED SHOULDER PADS
Keeps pressure off, absorbs shock, helps distribute weight in a fall. Designed so they won't slip or slide off your shoulder.

REFLECTIVE PIPING
Enhances visibility in low-light conditions.

INTEGRATED LANYARD KEEPERS
Prevent dangerous entanglements. They snap free when snagged.

SOFT, LIGHTWEIGHT WEBBING
Strong, yet isn't stiff or coarse.

3-D MESH AND BREATHABLE LINING
Allows moisture to evaporate and cool air to circulate, keeping you cool and dry.



STAND-UP DORSAL D-RING WITH IMPACT INDICATOR

It's spring-loaded, ensuring fast, easy and safe connections to a lanyard or SRL.



EXOFIT™ XP
VEST-STYLE FULL BODY HARNESSSES

Vest-style harnesses are the most universal, with multiple configurations and connection point options. They're used across a wide variety of industries.



1110103

EXOFIT™ XP VEST-STYLE HARNESS

Back D-ring, loops for belt, quick connect buckles. (XLarge)

1110100 Small
1110101 Medium
1110102 Large



1110228

EXOFIT™ XP VEST-STYLE HARNESS

Back and side D-rings, loops for belt, quick connect buckles. (XLarge)

1110225 Small
1110226 Medium
1110227 Large



1110128

EXOFIT™ XP VEST-STYLE HARNESS

Back D-ring, loops for belt, tongue buckle legs. (XLarge)

1110125 Small
1110126 Medium
1110127 Large



1109728

EXOFIT™ XP VEST-STYLE HARNESS

Front and back D-rings, loops for belt, quick connect buckles. (XLarge)

1109725 Small
1109726 Medium
1109727 Large



1109753

EXOFIT™ XP VEST-STYLE HARNESS

Front, back and side D-rings, loops for belt, quick connect buckles. (XLarge)

1109750 Small
1109751 Medium
1109752 Large

EXOFIT™ XP
CROSS-OVER STYLE HARNESSSES

A front-mounted D-ring makes the cross-over style ideal for ladder climbing and rescue applications.



1109803

EXOFIT™ XP CROSS-OVER STYLE HARNESS

Front and back D-rings, loops for belt, quick connect buckles. (XLarge)

1109800 Small
1109801 Medium
1109802 Large



1110353

EXOFIT™ XP CROSS-OVER STYLE HARNESS

Back, front, and side D-rings, sewn-in hip pad and hip adjustments. (XLarge)

1110350 Small
1110351 Medium
1110352 Large



EXOFIT™ XP CONSTRUCTION STYLE HARNESSES Made for general construction work, these harnesses have excellent tool-carrying capability, a sewn-in hip pad and removable body belt.



1110153
EXOFIT™ XP CONSTRUCTION STYLE HARNESS
Back D-ring, sewn-in back pad and belt with side D-rings, quick connect buckles. (XLarge)
1110150 SM 1110151 MED 1110152 LG



1110178
EXOFIT™ XP CONSTRUCTION STYLE HARNESS
Back D-ring, sewn-in back pad and belt with side D-rings, tongue buckle legs. (XLarge)
1110175 SM 1110176 MED 1110177 LG

EXOFIT™ XP TOWER CLIMBING HARNESS



1110303
EXOFIT™ XP TOWER CLIMBING HARNESS
Vest style, front and back D-ring, belt with back pad and side D-rings, removable seat sling with positioning D-rings, quick connect buckles. (XLarge)
1110300 Small
1110301 Medium
1110302 Large



A removable seat sling adds even more comfort, for those who wear them all day long.



- Dorsal web loop option for no metal connections
- 7,000 lb. Nylon or Nomex®/Kevlar® webbing options to meet your different jobsite needs
- Flame resistant Nomex®/Kevlar® fabric used in back, hip and leg pads
- Leather insulator option behind metal hardware reduces static energy transfer
- PVC coated hardware option for non-conductive, non-sparking applications

1110842
EXOFIT™ XP ARC FLASH HARNESS

Removable Nomex®/Kevlar® padding, 7,000 lb. nylon web, back web loop, quick connect buckles, back and leg Nomex®/Kevlar® pads, leather insulators, rescue loops. (XLarge)
1110964 SM, 1110840 MED, 1110841 LG



EXOFIT™ XP ARC FLASH HARNESSES

XP arc flash harnesses are perfect for use in any industry where high voltage electricity is a concern. That's because all DBI-SALA™ arc flash equipment has been tested to perform in accordance with the stringent ASTM F887-05 Standard Specification for Personal Climbing Equipment.

Testing for fall protection is performed in two steps. The first exposes the equipment to an arc flash at 40 cal/cm² and the second is a drop test compliant with ANSI Z359.1 after the exposure.



1110892
EXOFIT™ XP ARC FLASH HARNESS
Nomex®/Kevlar® webbing, PVC-coated hardware, pass thru buckles, back and leg Nomex®/Kevlar® pads. (XLarge)
1110893 Small
1110890 Medium
1110891 Large

EXOFIT XP™ ARC FLASH HARNESSES

X-LARGE	SMALL	MEDIUM	LARGE
1100942	1100943	1100940	1100941
Nomex®/Kevlar® web, vest-style, back D-ring, Nomex®/Kevlar® back and leg pads, quick connect buckles.			
1110845	1110849	1110843	1110844
Removable Nomex®/Kevlar® padding, 7,000 lb. nylon web, back web loop, quick connect buckles, rescue loops, leather insulators, PVC coated back D-ring.			
1110872	1110873	1110870	1110871
Cross-over style, removable Nomex®/Kevlar® padding, 7000 lb. nylon web, front and back web loop, quick connect buckles, leather insulators.			
1110882	1110883	1110880	1110881
Construction style, Nomex®/Kevlar® web and pads, back web loop, quick connect buckles, Kevlar® pass thru body belt.			
1111303	1111300	1111301	1111302
Construction style, Nomex®/Kevlar® web and pads, PVC coated back D-ring, quick connect buckles, Kevlar® pass thru body belt.			



1110852
EXOFIT™ XP CONSTRUCTION ARC FLASH HARNESS
Removable Nomex®/Kevlar® padding, 7,000 lb. nylon web, back web loop, quick connect buckles, leather insulators, rescue loops and body belt. (XLarge)
1110853 Small
1110850 Medium
1110851 Large

EXOFIT™
The Industry's First Comfort Harnesses

ExoFit is the design that changed what workers expect from a harness.

It's our original comfort fit harness, with a single piece of material that wraps around you in the shape of an X. It dons without tangling and provides comfortable security. ExoFit remembers your adjustments. Snap three buckles and you're ready to work. Shoulder, hip and leg padding is built-in so it can't slip. A breathable lining guarantees you'll stay dry and comfortable.

ULTRA-SOFT EDGING
Moves with you. Doesn't rub or chafe.

TORSO BUCKLES
Hold straps firmly in place, adjust easily and complete the 5-point adjustment system.

CUSHIONED LEG AND HIP STRAPS
Comfortable and offer additional security during a fall.

QUICK CONNECT BUCKLES
Provide one-handed operation for fast, easy donning.

Model Shown
1107981

CUSHIONED SHOULDER PADS
Help minimize pressure on shoulders. Designed so they won't slip or slide off your shoulder.

BREATHABLE LINING
Immediately draws moisture away, keeping you dry and comfortable.

420 LB. CAPACITY

EASY-GRIP END TABS
Something secure to hang on to when adjusting the straps.

ANTI-TEAR BALLISTIC NYLON
Abrasion-resistant for rugged strength and durability. Twice the endurance of standard nylon or polyester.

REFLECTIVE PIPING
Enhances visibility in low light conditions.

BACK D-RING
Keeps you upright every time. 5,000 lb. minimum tensile strength.



EXOFIT™
VEST-STYLE HARNESS

Vest-style harnesses are the most universal, with multiple configurations and connection point options. They're used across a wide variety of industries.



1108581
EXOFIT™ VEST-STYLE HARNESS
Back and side D-rings, loops for belt, quick connect buckles. (XLarge)
1108575 Small
1108576 Medium
1108577 Large

1109358
EXOFIT™ VEST-STYLE HARNESS
Back D-ring, loops for belt, tongue buckle legs. (XLarge)
1109355 Small
1109356 Medium
1109357 Large

1108532
EXOFIT™ VEST-STYLE HARNESS
Front and back D-rings, loops for belt, quick connect buckles. (XLarge)
1108525 Small
1108526 Medium
1108527 Large

1108606
EXOFIT™ VEST-STYLE HARNESS
Front, back and side D-rings, loops for belt, quick connect buckles. (XLarge)
1108600 Small
1108601 Medium
1108602 Large

1107981
EXOFIT™ VEST-STYLE HARNESS
Back D-ring, loops for belt, quick connect buckles. (XLarge)
1107975 Small
1107976 Medium
1107977 Large

EXOFIT™ VEST-STYLE HARNESSES			
X-LARGE	SMALL	MEDIUM	LARGE
1108754	1108751	1108752	1108753
Back and shoulder D-rings, loops for belt, quick connect buckles.			
1109226	1109228	1109225	1109229
Back, side and shoulder D-rings, loops for belt, quick connect buckles.			
1111428	1111425	1111426	1111427
Stainless steel hardware, back D-rings, loops for belt, quick connect buckles.			

EXOFIT™
CROSS-OVER STYLE HARNESSES

A front-mounted D-ring makes the cross-over style ideal for ladder climbing and rescue applications.



1108682
EXOFIT™ CROSS-OVER STYLE HARNESS
Front and back D-rings, loops for belt, quickconnect buckles. (XLarge)
1108675 Small
1108676 Medium
1108677 Large



1108706
EXOFIT™ CROSS-OVER STYLE HARNESS
Front, back and side D-rings, loops for belt, quick connect buckles. (XLarge)
1108700 Small
1108701 Medium
1108702 Large

EXOFIT™
CONSTRUCTION STYLE
HARNESSES

Made for general construction work, these harnesses have excellent tool-carrying capability, a sewn-in hip pad and removable body belt.



1108507
EXOFIT™ CONSTRUCTION STYLE HARNESS
Back D-ring, sewn-in back pad and belt with side D-rings, quick connect buckles. (XLarge)
1108500 Small
1108501 Medium
1108502 Large



1110478
EXOFIT™ CONSTRUCTION STYLE HARNESS
Back D-rings, sewn in hip pad and belt with side D-rings, tongue buckle legs. (XLarge)
1110475 Small
1110476 Medium
1110477 Large

EXOFIT™ CONSTRUCTION STYLE HARNESSES

X-LARGE	SMALL	MEDIUM	LARGE
1108979	1108977	1108978	1108975
Back and front D-ring, sewn-in back pad and belt with side D-rings, quick connect buckles.			
1108519	1108516	1108517	1108518
Back D-ring, sewn-in back pad and belt with side D-rings, quick connect buckles, 9504066 and 9504072 tool pouches.			

EXOFIT™
DERRICK HARNESSES

These harnesses are designed specifically for workers who operate the monkey and tubing boards on oil rigs. They feature comfort and security, with easy donning. These models include connections for an optional derrick belt, which provides comfort while positioning for the next drilling pipe.



1100303
EXOFIT™ DERRICK HARNESS
Vest-style, back D-ring with 18" extension, belt with back pad and back D-ring, soft seat sling with positioning D-rings, pass thru buckle connections at shoulder for 1000570 derrick belt. (XLarge)
1100300 Small
1100301 Medium
1100302 Large
Harness at left pictured with 1000570 derrick belt



1000570
EXOFIT™ DERRICK BELT
Positioning D-rings, pass thru buckles for harness connection. (Universal Size)

EXOFIT™
WIND ENERGY HARNESSES

Our wind industry harnesses meet global compliance standards: ANSI, OSHA, CSA and CE.



Reinforced lumbar area for added back support. Tool loops allow you to keep your tools close at hand.



Integrated trauma straps minimize suspension trauma after a fall.



1102388
EXOFIT™ WIND ENERGY HARNESS
Quick connect buckle legs, PVC coated front, back and side D-rings, sewn-in hip pad and belt with tool loops. (XLarge)
1102385 Small
1102386 Medium
1102387 Large



1102343
EXOFIT™ WIND ENERGY HARNESS
Quick connect buckle legs, PVC coated front, back and side D-rings. (XLarge)
1102340 Small
1102341 Medium
1102342 Large



1108657
EXOFIT™ TOWER CLIMBING HARNESS
Front and back D-rings, belt with back pad and side D-rings, removable seat sling with positioning D-rings, quick connect buckles. (XLarge)

1108650 Small
1108651 Medium
1108652 Large



Excellent tool-carrying capability. Extra tough tubular web encases sub-pelvic webbing for added wear resistance for straddling beams.

1100533
EXOFIT™ IRON WORKER'S HARNESS
Back D-ring, sewn-in back pad and belt with side D-rings, reinforced seat straps, tongue buckle legs. (XLarge)
1100530 Small
1100531 Medium
1100532 Large

FULL BODY HARNESSSES



Innovative, full body support for more than two decades.

New, improved Delta™ harnesses combine “industry-first” advancements with popular features that have made Delta™ the workhorse of the industry. Today’s Delta™ represents more than twenty years of design, research, manufacturing know-how and on-the-job performance.

Durable • Convenient • Comfortable

Delta™ harnesses are as tough as those who wear them. They have a shape of their own so you can don them quickly and easily. And Delta™ supports your back and hips while bearing heavy loads.

NO TANGLE DESIGN

Defining the Delta™ name, the patented triangular design creates a frame that allows the harness to fall into place when donned.

DELTA™ COMFORT HIP PAD

Improved ergonomic fit constructed with a soft, breathable, comfortable interior that supports your back and hips.

TECH-LITE™ QUICK CONNECT BUCKLES

Lightweight aluminum alloy buckles for fast and easy connections.

420 LB. CAPACITY

Model Shown 1101656

IMPACT INDICATOR

Provides visual alert that the harness has been involved in a fall and for safety inspections.

REPEL™ WEBBING

Water repellent to reduce attraction of mold and dirt — also has more abrasion resistance.

LANYARD KEEPERS

Delta™ lanyard keepers hold your unused snap hooks and help reduce trip hazards.



REVOLVER™ VERTICAL TORSO ADJUSTER

Simple and fast adjustment that eliminates loose ends and locks into place, preventing slippage.



STAND-UP DORSAL D-RING

Patented spring-loaded design automatically stands-up, ensuring fast, easy and safe connections to your fall arrest system.



VEST-STYLE HARNESSSES

Vest-style harnesses are the most universal, with multiple configurations and connection point options. They're used across a wide variety of industries.



1102008

DELTA™ VEST-STYLE HARNESS

Side and back D-ring, tongue buckle leg straps. (Universal Size)

1102008 (pictured)
Tongue Buckles

1110625
Quick Connect Buckles
1103875
Pass Thru Buckles



1102090

DELTA™ VEST-STYLE HARNESS

Back and front D-rings, quick connect buckles. (Universal Size)

1102090 (pictured)
Quick Connect Buckles

1107807
Tongue Buckles
1112126
Pass Thru Buckles



1101781

DELTA™ VEST-STYLE HARNESS

Back and shoulder D-rings, pass thru buckles. (Universal Size)

1101781 (pictured)
Pass Thru Buckles

1101254
Tongue Buckles
1110602
Quick Connect Buckles

1102000

DELTA™ VEST-STYLE HARNESS

Back D-ring, tongue buckle leg straps. (Universal Size)

1102000 Tongue Buckles (pictured)
1110600 Quick Connect Buckles
1103321 Pass Thru Buckles

DELTA™ VEST-STYLE HARNESSSES

1107813 Front and back D-rings, Hi-Vis web, loops for belt, quick connect buckles. (XLarge) (1107804 LG)

1102001 Back D-rings, parachute adjuster leg straps. (Universal Size)

1101828 Back D-rings, parachute adjuster leg straps, shoulder retrieval D-rings. (Universal Size)

1105400 Back and side D-rings, parachute adjuster leg straps. (Universal Size)

1104725 Back D-ring, with belt loops, non-conduct/sparking hardware, pass thru buckle leg straps. (Universal Size)



Equipped with





**DELTA™
CONSTRUCTION STYLE
HARNESSES**

Made for general construction work, these harnesses have excellent tool-carrying capability, a sewn-in hip pad and removable body belt.

**1110578
DELTA™ CONSTRUCTION
STYLE HARNESS**

Back and side D-rings, quick connect buckle legs and chest strap, belt with sewn-in back pad. (XLarge)
1110575 Small
1110576 Medium
1110577 Large



**1101656
DELTA™ CONSTRUCTION
STYLE HARNESS**

Vest-style, back and side D-rings, belt with sewn-in back and shoulder pads, tongue buckle leg straps. (XLarge)
1102201 Small
1101654 Medium
1101655 Large

DELTA™ CONSTRUCTION STYLE HARNESSES

1107809	Front, back and side D-rings, belt and hip pad, tongue buckle leg. 1107805 SM 1107802 MED 1107801 LG 1107809 XL
1103513	Back D-ring, pass thru buckles, loops for belt. (Universal Size)
1103512	Back and side D-rings, pass thru buckles, loop for belt. (Universal Size)
1102526	Back D-ring, tongue buckle legs, loops for belt. (Universal Size)
1102025	Back and side D-rings, tongue buckle legs, loops for belt. (Universal Size)

**DELTA™
CROSS-OVER STYLE
HARNESSES**

A front-mounted D-ring makes the cross-over style ideal for ladder climbing and rescue applications.



**1102950
DELTA™ CROSS-OVER
STYLE HARNESS**

Back and front D-rings, tongue buckles legs. (Universal Size)
1102950 (pictured)
Tongue Buckles
1110700
Quick Connect Buckles
1102010
Pass Thru Buckles



**1110725
DELTA™ CROSS-OVER
STYLE HARNESS**

Back, front and side D-rings, quick connect buckles. (Universal Size)
1110725 (pictured)
Quick Connect Buckles
1103375
Tongue Buckles
1103270
Pass Thru Buckles

DELTA™ CROSS-OVER STYLE HARNESSES

1101812 CONSTRUCTION STYLE CROSS-OVER HARNESS

Front and back D-rings, pass thru legs, belt and hip pad with side D-rings. (XLarge)
1101809 SM 1101810 MED 1101811 LG



**1106452 (pictured)
DELTA™ IRON WORKER'S HARNESS**

Vest-style, back D-ring, adjustable belt support straps with clips, body belt with permanently attached pad, shoulder pads, accessory clips, wear layer web on seat sling, pass thru leg straps. (XLarge)
1106453 SM 1106451 MED 1106550 LG

**1106408
DELTA™ IRON WORKER HARNESS**

Vest-style, back D-ring adjustable belt support straps with clips, body belt with permanently attached pad, shoulder pads, accessory clips, wear layer web on seat sling, tongue buckle leg straps. (XLarge)
1106403 SM 1106404 MED 1106405 LG



**1107778 (pictured)
DELTA™ TOWER
CLIMBING HARNESS**

Vest-style, front and back D-ring, belt with 4" wide pad and side D-rings, two tool pouch D-rings, seat sling with positioning D-rings, tongue buckle legs. (XLarge)
1107776 SM 1107777 MED 1107775 LG



**1103352
DELTA™ TOWER CLIMBING HARNESS**

Cross-over style, front D-ring, belt with 4" wide pad and side D-rings, two tool pouch D-rings, seat sling with positioning D-rings, tongue buckle legs. (XLarge)
1103355 SM 1103351 MED 1103350 LG

**DELTA™
ARC FLASH HARNESSES**

Arc flash harnesses are perfect for use in any industry where high voltage electricity is a concern. That's because all DBI-SALA™ arc flash equipment has been tested to perform in accordance with the stringent ASTM F887-05 Standard Specification for Personal Climbing Equipment.



**1110752
DELTA™ ARC FLASH HARNESS**

7,000 lb. nylon web, no metal above the waist, front and back web loop, pass thru buckle legs, leather insulators. (XLarge)
1110754 SM 1110750 MED 1110751 LG



**1110782
DELTA™ ARC
FLASH HARNESS**

7,000 lb. nylon web, back web loop, quick connect buckles, leather insulators, rescue loops. (XLarge)
1110788 Small
1110780 Medium
1110781 Large



**1110830
DELTA™ ARC
FLASH HARNESS**

Nomex®/Kevlar® web, PVC coated hardware, back D-ring, pass thru leg straps. (Universal Size)



**1110812
DELTA™ ARC
FLASH HARNESS**

Nomex®/Kevlar® web, no metal above the waist, front and back web loop, quick connect buckle legs, leather insulators. (XLarge)
1110815 Small
1110810 Medium
1110811 Large



**1110802
DELTA™ ARC
FLASH HARNESS**

Nomex®/Kevlar® web, construction style, back web loop, quick connect buckles, pass thru belt/hip pad with side D-rings. (XLarge)
1110803 Small
1110800 Medium
1110801 Large

DELTA™ ARC FLASH HARNESSES

1110790	7,000 lb. nylon web, vest-style, PVC coated hardware, back D-ring, pass thru buckles. (Universal Size)
1110820	Nomex®/Kevlar® web, vest-style, back web loop, quick connect buckles. (Universal Size)
1110940	Nomex®/Kevlar® web, cross-over style, PVC coated hardware, front, back and side D-rings. (Universal Size)
1102005	7,000 lb. nylon with coated hardware, back web loop, two front rescue loops, pass thru buckles. (XLarge) 1102002 SM 1102003 MED 1102004 LG

DELTA™ ARC FLASH KITS

1150054	Includes 1110751 Delta™ arc flash nylon harness with web loop and 1240861 arc flash shock absorbing lanyard, 6', with bag. (Large)
1150058	Includes 1110752 Delta™ arc flash nylon harness with web loop and 1240861 arc flash shock absorbing lanyard, 6', with bag. (XLarge)



1111580
DELTA VEST™ HI-VIS REFLECTIVE HARNESS
Orange workvest-style harness, reflective, back D-ring, quick connect legs. (Universal Size)

DELTA VEST™
HI-VIS REFLECTIVE AND NON-REFLECTIVE WORKVEST HARNESSSES

Sleeveless waist-length vest with harness built-in for high visibility, day or night. Meets ANSI class II requirements for high visibility vests.



1111584
DELTA VEST™ HI-VIS REFLECTIVE HARNESS
Yellow workvest-style harness, reflective, back D-ring, quick connect legs. (Universal Size)



1111576
DELTA VEST™
Cotton blue workvest-style harness, non-reflective, back D-ring, quick connect legs. (Universal Size)

DELTA™ HI-VIS REFLECTIVE AND NON-REFLECTIVE HARNESSSES

- 1107404** Hi visibility orange workvest-style harness, reflective, back D-ring, tongue buckle legs. (Universal Size)
1107420 Hi visibility yellow workvest-style harness, reflective, back D-ring, tongue buckle legs. (Universal Size)
1107416 Blue cotton workvest-style harness, non-reflective, back D-ring, tongue buckle legs. (Universal Size)



DELTA™ RESIST WEBBING HARNESSSES
RESIST technology (polyurethane coated webbing) provides protection against grease, oil, dirt and grime.

1110990
DELTA RESIST WEBBING HARNESS
Vest-style, back D-ring, tongue buckle legs. (Universal Size)



1110930
DELTA RESIST WEBBING HARNESS
Cross-over style, with back, front and side D-rings, tongue buckle legs. (Universal Size)

DELTA™ NOMEX®/KEVLAR® WELDERS' HARNESSSES
1105475

DELTA™ NOMEX®/KEVLAR® HARNESSSES
Vest-style, Nomex®/Kevlar® web, back D-ring, with non-conductive/spark hardware, pass thru buckle leg straps, loops for belt. (Universal Size)

DELTA™ NOMEX®/KEVLAR® HARNESSSES

- 1104625** Vest-style, back D-ring, pass thru buckle leg straps, loops for belt. (Universal Size)
1109975 Vest-style, back D-ring, quick connect buckles, loops for belt. (Universal Size)
1104775 Cross-over style, front, back and side D-rings, pass thru buckle leg straps, loops for belt. (Universal Size)



DELTA™
OIL AND DERRICK HARNESSSES

These harnesses are designed specifically for workers who operate the monkey and tubing boards on oil rigs. They feature comfort and security, with easy donning. These models include connections for an optional derrick belt, which provides comfort while positioning for the next drilling pipe.

Harnesses shown with derrick belt.

1106354

DELTA™ DERRICK HARNESS

Back and lifting D-rings, tongue buckle legs and connection to 1003222 derrick belt. (XLarge)

- 1106357 Small
1106350 Medium
1106353 Large

1003222

DERRICK BELT Work positioning rings, tongue buckle belt. (XLarge)
1003220 SM/MED, 1003221 LG



1106107

DELTA™ DERRICK HARNESS

18" dorsal D-ring extension, belt and hip pad with back D-ring, seat sling, tongue buckle legs, pass-thru connection to 1000570 derrick belt.

- 1106112 Small
1106108 Medium
1106106 Large

1000570

DERRICK BELT Work positioning rings, pass thru buckle connection.



1105828

DELTA™ DERRICK HARNESS

Back, side D-rings, tongue buckle legs, use with 1000545 derrick belt. (XLarge)

- 1105826 Small
1105827 Medium
1105825 Large

1000545

DERRICK BELT Work positioning rings, pass thru buckle connection. (XLarge)
1000542 SM, 1000543 MED, 1000544 LG



Built-in seat board for added support.



1108128

DELTA™ BOSUN CHAIR HARNESS

Front and back D-ring with 18" dorsal D-ring extension, tongue buckle belt/pad and side D-rings, seat sling with rigid seat board. (X Large)

- 1108126 SM 1108127 MED 1108125 LG

DELTA™ OIL AND DERRICK HARNESSSES

1106103 18" dorsal D-ring extension, belt and hip pad with back D-ring, seat sling, tongue buckle legs. (XLarge)
1106100 SM 1106101 MED 1106102 LG

1104801 Back and lifting D-rings, tongue buckle legs and straps for connection to 1000555 derrick belt. (XLarge)
1104803 SM 1104804 MED 1104800 LG

BOSUN CHAIR HARNESS

1108103 Front, back and side D-rings with added 18" extension, tongue buckle belt/pad and side D-rings, with soft 8" wide seat sling. (XLarge)
1108101 SM 1108102 MED 1108100 LG

BODY BELTS AND WORKSEATS

LINEMAN'S BELTS



1000663

LINEMAN'S BELT

5 3/4" back pad, side D-rings, tape thong, 2 leather tabs for pouches, 4 leather tool accessory snap and ring. D-size = D23 (57.5cm). D20-D29 available.

1000664 = D24 (61cm)
1000665 = D25 (63.5cm)

1000673

LINEMAN'S BELT 7-9" back pad (depending on D) side D-rings, tape thong, 2 leather tabs for pouches, 4 leather tool loops, accessory snap and ring. D-size = D23 (57.5cm). D20-D29 available.

1000674 = D24 (61cm)
1000675 = D25 (63.5cm)



TONGUE BUCKLE BELTS

1000025

Tongue buckle belt, side D-rings, 3" pad. (XLarge)

1000021 XSM 1000022 SM 1000023 MED 1000024 LG


1000055

Delta tongue buckle belt, no D-ring, no pad. (XLarge)

1000051 XSM 1000052 SM 1000053 MED 1000054 LG



WORKSEATS



1001190

Bosun chair, 12" x 24" x 1" board, cushion and side snaps.

1001140

Bosun chair only, 12" x 24" x 1" board.

1001005

Work seat with board, tongue buckle belt and pad, suspension D-rings, adjustable leg/shoulder strap. (XLarge)

1001001 XSM 1001002 SM 1001003 MED 1001004 LG

1001090

Harness accessory, seat sling, 8" wide, belt attachment loops and D-rings.



1000005 Tongue buckle belt, back D-ring, 3" pad. (XLarge)

1000001 XSM 1000002 SM 1000003 MED 1000004 LG

1000165 Tongue buckle belt, with floating D-ring, no pad. (XLarge)

1000161 XSM 1000162 SM 1000163 MED 1000164 LG

1000616 Tongue buckle belt, with back D-ring, no pad. (XLarge)

1000612 XSM 1000613 SM 1000614 MED 1000615 LG

1000717 ExoFit™ tongue buckle belt, no D-ring, no pad. (XLarge)

1000708 SM 1000709 MED 1000716 LG

CUSTOMIZE YOUR HARNESSES

DBI-SALA™ can put a custom label on your harnesses, or group of harnesses, with an order of 12 or more.

- Same style of harness required, order can be in multiple sizes.
- One logo per harness.
- Logos on Delta™ harnesses – black on clear background, sublimation transferred.
- Logos on ExoFit™ and ExoFit™ XP – black on white background, heat transferred and sewn.
- Logos on ExoFit NEX™ harnesses – custom logo and embroidery, multiple color options to suit any need.



HARNESS ACCESSORIES



SUSPENSION TRAUMA SAFETY STRAPS

They are deployed when needed, hook together in seconds and let a suspended worker stand up in harness, relieving downward pressure. The continuous loop design allows for one- or two-foot suspension. You can quickly attach them to most harness brands right in the field. The compact, lightweight design stays out of your way.

9501403

SUSPENSION TRAUMA SAFETY STRAPS

One pair, connects to most harnesses.



1150174

HARNESS HYDRATION SYSTEM

50oz. capacity, compatible with all DBI-SALA™ harnesses.



9500468

OFF-SHORE LIFEJACKET

Off-shore orange life vest, back opening for harness, safety whistle, 62 sq. inches of Solas grade reflective tape, foam-filled head support collar with two vertical adjustable straps, hinged back panel for comfort, universal size. Cat. No: 1600 type 1-US Coast Guard Approved.



9504066

11-POCKET CONSTRUCTION POUCH



9504072

15-POCKET CONSTRUCTION POUCH



9501264

DBI-SALA™ CELL PHONE HOLDER



9505494

PERSONAL RADIO SLEEVE

Carrying holster for personal radio or Lad-Saf™ sleeve.



9505504 SM, MED

9505515 LG, XL, XXL

LUMBAR WEAR PADS

Removable lumbar wear pad for ExoFit NEX™ wind energy harness belt.



1150911

TOOL LANYARD

Tool lanyard extends from 42" to 50" and prevents tools from falling. Holds up to 10 lb. (4.5kg) tool. Simply choke-off to any harness/belt.



1150037

DORSAL WEB COVER

Helps protect dorsal webbing on harness while climbing or descending a ladder such as in wind turbine towers.



9504374

ATTACHMENT BREAKAWAY LANYARD KEEPER

Plastic ring with velcro used to "park" lanyard when not in use.



9502006

FOAM SHOULDER PAD

Sold one each, two required per harness.



1231117

D-RING EXTENSION

D-ring at one end, snap hook at other x 18" (46cm).



9501207

DELTA™ COMFORT PAD

Attaches to most harnesses to provide wrap-around comfort.

THE GOVERNMENT
HAS ITS STANDARDS.
WE HAVE OURS.
TRUST THE BEST.



DBI-SALA™ shock absorbing lanyards are made of quality materials and are built to last.

You wouldn't trust your life to a lanyard that barely meets standards any more than you would trust your life to a co-worker who is barely competent. When you connect to a DBI-SALA™ lanyard, you get the best in safety, ease-of-use and durability. Exceeding the needs of workers is the way DBI-SALA™ has earned a reputation for continuous innovation in the design and manufacture of shock absorbing lanyards. These DBI-SALA™ lanyards meet or exceed rigorous industry safety standards including OSHA and ANSI Z359.1. Trust the best.



CHOOSING A LANYARD

Look for quality in these features when selecting a lanyard.

1 WEBBING

Webbing must be strong enough to endure rough use and exposure to sunlight and other elements, without tearing or fraying. Nomex®/Kevlar® webbing should be used for applications such as welding or arc flash hazards. Webbing may also be coated with polyurethane for protection against grease, oil and grime. Cable lanyards offer extra durability and are ideal if you're working in abrasive or high-heat environments.

2 IMPACT INDICATORS

Impact indicators let you see if a shock absorber has been involved in a fall. Once an energy absorber has been deployed, the lanyard must be removed from service immediately and destroyed.

3 CONNECTOR/HOOK

DBI-SALA™ patented snap hooks are popular because they allow one-handed use and won't pinch your thumbs or fingers. Lanyards can also be fitted with larger hooks or carabiners, for connection to larger anchorages.



4 LENGTH

The standard lanyard length is 6 ft. (1.8m), but both shorter and longer length lanyards are available. A lanyard should be long enough to be user-friendly, but kept as short as possible to minimize the free fall distance.

5 SHOCK ABSORBER

Lanyards used as part of a personal fall arrest system must contain an energy absorbing unit that limits fall arrest forces during a fall to less than 1,800 lbs. (8kN). Most designs keep forces below 900 lbs. (4kN) for added safety. Shock absorbers come in pack or tubular styles depending on your preference.

Equipped with



TYPES OF LANYARDS



PACK STYLE SHOCK ABSORBING LANYARDS

These basic lanyards include a pack style shock absorber and offer a variety of leg types (web, cable, Kevlar®). They dissipate energy, limiting the forces on your body during a fall.



TUBULAR STYLE SHOCK ABSORBING LANYARDS

These lanyards feature an internal shock absorber that dissipates the energy of a fall. This style is available in both a traditional fixed length design and a “stretch” style that expands and contracts.



DOUBLE-LEG 100% TIE-OFF LANYARDS

Two lanyards that are connected at one end. This style of lanyard is used to provide 100% tie-off, allowing you to stay protected when moving from one location to another.



POSITIONING LANYARDS

Lanyards without shock absorbers, such as rope or web lanyards and chain rebar assemblies, are designed for positioning or restraint applications.

SPECIALTY LANYARDS



TIE-BACK LANYARDS

When a qualified anchorage connector is not available, a tie-back lanyard acts as both a connecting means and an anchorage connector, reducing inventory and cost.



KEVLAR® LANYARDS

Special material has an 800°F char temperature rating, exceptional cut resistance and is ideal for high temperature environments or those requiring arc flash protection.



LANYARDS FOR TYING OFF AT YOUR FEET

These lanyards can be used at your feet, allowing a 12 ft. (3.7m) free fall and maintaining forces below 1,800 lbs. (8kN). Also use for 6 ft. (1.8m) falls for heavier workers up to 420 lbs. (190kg).



FALL RESTRICTING DEVICE

Unique device cinches around a wood pole during a “cut out” preventing user from falling to the ground and allowing user to regain footing.

Workers prefer DBI-SALA™ snap hooks



One-hand operation makes DBI-SALA™ snap hooks the most popular in the industry. You can even operate them with your gloves on. Open and close without getting your fingers in the way!

All DBI-SALA™ lanyards feature 3,600 lb. (16kN) rated gates, meeting the rigorous ANSI Z359 standard.

LANYARD HOOK OPTIONS

Standard Hook 3/4" (19mm) gate opening - 3,600 lb. (16kN) gate strength.	Aluminum Rebar Hook 2-1/4" (57mm) gate opening - 3,600 lb. (16kN) gate strength	Flat Steel Rebar Hook 2-1/2" (62.5mm) gate opening - 3,600 lb. (16kN) gate strength.	Saflok Max™ Steel Rebar Hook 3" (76.2mm) gate opening - 3,600 lb. (16kN) gate strength.
Saflok™ Steel Carabiner 1-3/16" (30mm) gate opening - 3,600 lb. (16kN) gate strength.	Saflok™ Steel Carabiner 2-3/16" (55.5mm) gate opening - 3,600 lb. (16kN) gate strength.	Wrapbax™ Hook 3/4" (19mm) gate opening - 5,000 lb. (22kN) gate strength.	Tie-back Carabiner 3/4" (19mm) gate opening - 5,000 lb. (22kN) gate strength.

SHOCK ABSORBING LANYARDS



ShockWave™2 is uniquely designed to expand and contract (6 ft. to 4-1/2 ft.), in reaction to a worker's movements. The tubular web stays out of your way when not in use, avoiding trips and snags. A built-in impact indicator provides easy visual evidence if the shock has been impact loaded through a fall or improper use. It limits the average fall arresting forces to 900 lbs. (4kN).

1244306

SHOCKWAVE™2 LANYARD

Single-leg with snap hooks at each end x 6 ft. (1.8m).



1244321

SHOCKWAVE™2 LANYARD

Single-leg with snap hook and steel rebar hook x 6 ft. (1.8m).



SHOCKWAVE™2 LANYARDS

1244311 Single-leg with snap hook and aluminum rebar hook x 6 ft. (1.8m).

1244360 Single-leg with snap hook and Saflok Max™ hook x 6 ft. (1.8m).

1244406 Double-leg with snap hooks at each end x 6 ft. (1.8m).

1244412 Double-leg with snap hook and flat steel rebar hooks x 6 ft. (1.8m).

1244448

SHOCKWAVE™2 100% TIE-OFF LANYARD


Double-leg with snap hook and Saflok Max™ hooks on leg ends x 6 ft. (1.8m).



1244409

SHOCKWAVE™2 100% TIE-OFF LANYARD

Double-leg with snap hook and aluminum rebar hooks on leg ends x 6 ft. (1.8m).



SHOCKWAVE™2 SPECIALTY LANYARDS

RESCUE LANYARDS

These lanyards incorporate a built-in D-ring to help facilitate the rescue of a fallen worker.

1244456

SHOCKWAVE™2 RESCUE LANYARD

Double-leg with snap hook and flat steel rebar hooks on leg ends, D-ring for rescue or self retracting lifeline (SRL) attachment x 6 ft. (1.8m).



1244750

SHOCKWAVE™2 RESCUE LANYARD

Double-leg with snap hook and flat steel rebar hooks on leg ends, integrated rescue D-rings x 6 ft. (1.8m).



SHOCKWAVE™2 RESCUE LANYARDS

1244455 Double-leg with snap hooks and D-ring for SRL x 6 ft. (1.8m).

1244459 Double-leg with snap hook and Saflok Max™ rebar hooks and D-ring for SRL x 6 ft. (1.8m).

1244751 Double-leg with snap hook and aluminum rebar hooks on leg ends, integrated rescue D-rings x 6 ft. (1.8m).

WEB LOOP LANYARDS

Simply choke-off to back D-ring or to dorsal web loop. Reduces weight and is ideal for electrical applications where no metal above the waist is preferred.

1244310

SHOCKWAVE™2 WEB LOOP LANYARD

Single-leg with snap hook at one end and web loop at the other x 6 ft. (1.8m).



1244413

SHOCKWAVE™2 WEB LOOP 100% TIE-OFF LANYARD

Double-leg with snap hooks at leg ends and web loop at center x 6 ft. (1.8m).



NOMEX®/KEVLAR® ARC FLASH LANYARDS

Constructed from unique materials, these lanyards are ideal for high heat environments or for electrical work when arc flash is a concern. Meets arc requirements of ASTM F887-05.

1244610

SHOCKWAVE™2 ARC FLASH LANYARD

Nomex®/Kevlar® single-leg with snap hooks x 6 ft. (1.8m).



1244611

SHOCKWAVE™2 ARC FLASH LANYARD

Nomex®/Kevlar® single-leg with snap hook and web loop x 6 ft. (1.8m).



1244630

SHOCKWAVE™2 ARC FLASH LANYARD

Nomex®/Kevlar® double-leg with snap hooks x 6 ft. (1.8m).



1244631

SHOCKWAVE™2 ARC FLASH LANYARD

Nomex®/Kevlar® double-leg with snap hooks at leg ends and web loop at center x 6 ft. (1.8m).



TIE-BACK LANYARDS

When a qualified anchorage connector is not available, a tie-back lanyard acts as both a connecting means and an anchorage connector.

1244650

SHOCKWAVE™2 TIE-BACK LANYARD

Single-leg with snap hook and 5,000 lb. tie-back carabiner x 6 ft. (1.8m).



1244675

SHOCKWAVE™2 100% TIE-OFF TIE-BACK LANYARD

Double-leg with snap hook and 5,000 lb. tie-back carabiners at leg ends x 6 ft. (1.8m).



SHOCK ABSORBING LANYARDS



1240006

EZ-STOP™ II LANYARD

Single-leg with snap hooks at each end x 6 ft. (1.8m).

1240256

EZ-STOP™ II ADJUSTABLE LANYARD

Single-leg, adjustable length with snap hooks x 6 ft. (1.8m).

1240706

EZ-STOP™ II LANYARD

Single-leg with 7/32" vinyl covered cable and snap hooks x 6 ft. (1.8m).

1240906

EZ-STOP™ II LANYARD

Elastic leg, 1" web, snap hooks at ends, x 6 ft. (1.8m).

EZ-STOP™ II SINGLE-LEG LANYARDS

1240077 Single-leg with snap hook and aluminum rebar hook x 6 ft. (1.8m).

1240211 Single-leg with snap hook and Saflok Max™ hook x 6 ft. (1.8m).

1240086 Single-leg with snap hook and Saflok™ steel carabiner x 6 ft. (1.8m).

1240362

EZ-STOP™ II SHOCK ABSORBER

Add in-line to a non-shock absorbing lanyard for fall arrest applications. Snap hook at one end, D-ring at other x 19.5" (50cm).

EZ-STOP™ II SHOCK ABSORBING LANYARDS

EZ-Stop™ II lanyards use a controlled tearing action when subjected to fall arrest forces. They limit the average arresting forces to 900 lbs. (4kN) or less. These lanyards feature 1" polyester web construction (unless specified differently), double locking snap hooks, a durable nylon shock absorber cover and various lengths and hook options to fit your job.

1240406

EZ-STOP™ II 100% TIE-OFF LANYARD

Double-leg with snap hooks at each end x 6 ft. (1.8m).

EZ-STOP™ II DOUBLE-LEG LANYARDS

1241006 Double-leg with elastic leg and snap hooks at each end x 6 ft. (1.8m).

1241008 Double-leg with elastic legs, snap hook and aluminum rebar hooks at leg ends x 6 ft. (1.8m).

1240416 Double-leg with snap hook and aluminum rebar hooks at leg ends x 6 ft. (1.8m).

1240427 Double-leg with snap hook and flat steel rebar hooks at leg ends x 6 ft. (1.8m).

1240804 Double-leg with 7/32" vinyl covered cable and snap hooks x 6 ft. (1.8m).

EZ-STOP™ II SPECIALTY LANYARDS

TIE-BACK LANYARDS

When a qualified anchorage connector is not available, a tie-back lanyard acts as both a connecting means and an anchorage connector.



1241206 Double-leg with floating D-rings for tie-back, snap hooks at ends x 6 ft. (1.8m).

1241124

EZ-STOP™ II TIE-BACK LANYARD

Single-leg with floating D-ring for tie-back, snap hook and aluminum rebar hook x 6 ft. (1.8m).

1241219 Double-leg with floating D-rings for tie-off, snap hook and aluminum rebar hooks at leg ends x 6 ft. (1.8m).

1241220

EZ-STOP™ II 100% TIE-OFF TIE-BACK LANYARD

Double-leg with floating D-rings for tie-back, snap hook and flat steel rebar hook at leg ends x 6 ft. (1.8m).

1241125 Single-leg with floating D-ring for tie-back, snap hook and flat steel rebar hook x 6 ft. (1.8m).

1240558

KEVLAR® LANYARD

Single-leg Kevlar® 1-3/4" web with snap hooks x 6 ft. (1.8m).

RESIST LANYARDS

Polyurethane coated webbing provides ultimate protection against grease, oil and grime.

1240850

EZ-STOP™ II RESIST LANYARD

Single-leg polyurethane coated web, snap hooks x 6 ft. (1.8m).

1240880

EZ-STOP™ II TIE-BACK RESIST LANYARD

Double-leg polyurethane coated web, floating D-rings for tie-back, snap hooks x 6 ft. (1.8m).

1240526 Double-leg polyurethane coated web, snap hooks x 6 ft. (1.8m).

KEVLAR® LANYARDS

When you need protection from high heat, such as when welding or working in high temperature environments.

1240601

KEVLAR® TIE-BACK LANYARD

Single-leg Kevlar® web with floating D-ring for tie-back, snap hooks x 6 ft. (1.8m).

EZ-STOP™ II KEVLAR® LANYARDS

1240559 Single-leg Kevlar® web with snap hook and aluminum rebar hook x 6 ft. (1.8m).

1240680 Double-leg Kevlar® web with snap hooks at each end x 6 ft. (1.8m).



SHOCK ABSORBING LANYARDS

ARC FLASH LANYARDS

Constructed from unique materials, these lanyards are ideal for high heat environments or for electrical work when arc flash is a concern. Meets arc requirements of ASTM F887-05.



1240860

EZ-STOP™ II ARC FLASH LANYARD

Single-leg with Kevlar® pack, coated web and snap hooks x 6 ft. (1.8m).

EZ-STOP™ II ARC FLASH LANYARDS

- 1240861** Single-leg with Kevlar® pack, coated web, snap hook at leg end, web loop at other x 6 ft. (1.8m).
- 1240536** Double-leg with Kevlar® pack, coated web, snap hooks at leg ends, web loop at center x 6 ft. (1.8m).
- 1240871** Double-leg with Kevlar® pack, coated web, snap hooks at leg ends, web loop at center x 6 ft. (1.8m).

1240870

EZ-STOP™ II ARC FLASH LANYARD

Single-leg with Kevlar® pack and web, snap hooks x 6 ft. (1.8m).

WEB LOOP LANYARDS

Simply choke-off to back D-ring or to dorsal web loop. Reduces weight and is ideal for electrical applications where no metal above the waist is preferred.

1240068

EZ-STOP™ II WEB LOOP LANYARD

Single-leg with snap hook at one end and web loop at other x 6 ft. (1.8m).



SHOCK ABSORBING LANYARDS

These lanyards are lightweight and simple. Their basic 1-3/8" tubular web design has proven to not only be safe and effective, but very popular. EZ-Stop™ III lanyards limit average arresting forces to 900 lbs. or under.

1244006

EZ-STOP™ III SHOCK ABSORBING LANYARD

Single-leg with snap hooks at each end x 6 ft. (1.8m).

1244024 Single-leg with snap hook and aluminum rebar hook x 6 ft. (1.8m).



RETRAX™ LANYARDS

Unique spring technology retracts and expands from 2-1/2 ft. to 6 ft. in reaction to users movements.



1241480

EZ-STOP™ II RETRAX™ 100% TIE-OFF LANYARD

Double-leg with snap hooks at each end x 6 ft. (1.8m).

1241460

EZ-STOP™ II RETRAX™ LANYARD

Single-leg with snap hooks at each end x 6 ft. (1.8m).

EZ-STOP™ II RETRAX™ LANYARDS

- 1241461** Single-leg with snap hook and flat steel rebar hook x 6 ft. (1.8m).
- 1241462** Single-leg with snap hook and aluminum rebar hook x 6 ft. (1.8m).
- 1241463** Single-leg with snap hook and web loop x 6 ft. (1.8m).
- 1241481** Double-leg with snap hook and flat steel rebar hooks at leg ends x 6 ft. (1.8m).
- 1241482** Double-leg with snap hook and aluminum rebar hooks at leg ends x 6 ft. (1.8m).

wrapBax™ 2 TIE-BACK LANYARDS



1241906

WRAPBAX™ 2 TIE-BACK LANYARD

Single-leg with snap hook and 5,000 lb. (22kN) WrapBax™ hook x 6 ft. (1.8m).

1242102 Single-leg Force2™ with snap hook and 5,000 lb. (22kN) WrapBax™ hook x 6 ft. (1.8m).

WrapBax™ 2 eliminates the need for a separate anchorage connector, reducing inventory and cost, simplifying inspections, training and improving compliance. It offers a unique 5,000 lb. (22kN) hook and heavy duty webbing, providing abrasion resistance. Limits the average arresting force to 900 lbs. (4kN) or less.



1242003

WRAPBAX™ 2 TIE-BACK LANYARD

Double-leg with snap hook and 5,000 lb. (22kN) WrapBax™ hooks at leg ends x 6 ft. (1.8m).

1242128 Double-leg Force2™ with snap hook and 5,000 lb. (22kN) WrapBax™ hooks at leg ends x 6 ft. (1.8m).



SHOCK ABSORBING LANYARDS

1245006

FORCE2™ LANYARD

Single-leg with snap hooks at each end x 6 ft. (1.8m).



1245176 Double-leg with snap hooks at each end x 6 ft. (1.8m).

1245177 Double-leg with snap hook and flat steel rebar hooks at leg ends x 6 ft. (1.8m).

Ideal when there is no overhead anchorage and your only option is to tie-off at your feet. It can be used for up to a 12 ft. (3.7m) free fall and limits the average forces below 1,800 lbs. (8kN). It can also be used as a standard lanyard for workers that require a capacity of 311 lbs. to 420 lbs. (141kg to 190kg).



WIND ENERGY LANYARDS



1244760

FORCE2™ WIND ENERGY LANYARD

Double-leg with elastic webbing, snap hook and flat steel rebar hooks at leg ends, Tech-Lite™ rescue D-rings, nylon shock pack with PVC cover x 6 ft. (1.8m). Global compliance OSHA, ANSI and CE.

1241081

FORCE2™ ARC FLASH LANYARD

Double-leg with Kevlar®/Nomex® adjustable web, snap hooks at ends x 6 ft. (1.8m).

1241071 Single-leg with Kevlar®/Nomex® adjustable web, snap hooks at ends x 6 ft. (1.8m).

1242551

FORCE2™ WIND ENERGY LANYARD

Double-leg with elastic web, snap hook and Saflok Max™ hooks on leg ends, integrated rescue D-rings x 6 ft. (1.8m).

1242550 Double-leg with elastic web, snap hook and aluminum rebar hooks at leg ends, integrated rescue D-rings x 6 ft. (1.8m).

FORCE2™ WIND ENERGY LANYARDS

1245207 Double-leg with elastic web, snap hook and aluminum rebar hooks at leg ends x 6 ft. (1.8m).

1245208 Double-leg with elastic web, snap hook and Saflok Max™ hooks at leg ends x 6 ft. (1.8m).



POSITIONING LANYARDS

WEB POSITIONING LANYARDS

1" polyester web construction for durability that will last. Available in various lengths.

1231016

WEB LANYARD

Single-leg with 1" polyester web, adjustable length and snap hooks at each end x 6 ft. (1.8m).

1231106

WEB LANYARD

Single-leg with 1" polyester web and snap hooks at each end x 6 ft. (1.8m).

POSITIONING WEB LANYARDS

1231102 Single-leg with 1" polyester web and snap hooks x 2 ft. (0.6m).

1231103 Single-leg with 1" polyester web and snap hooks x 3 ft. (0.9m).

1231104 Single-leg with 1" polyester web and snap hooks x 4 ft. (1.2m).

ROPE POSITIONING LANYARDS

Nylon or polyester rope available in various lengths with exclusive five-tuck splice and seizing method to hold the connection and prevent unweaving.

1232354

NYLON ROPE LANYARD

Single-leg 1/2" nylon rope with snap hooks at each end x 6 ft. (1.8m).

1232210

POLYESTER ROPE LANYARD

Single-leg 1/2" polyester rope with adjustable length and snap hooks at each end x 6 ft. (1.8m).

POSITIONING ROPE LANYARDS

1232209 Single-leg 1/2" nylon rope with adjustable length and snap hooks at each end x 6 ft. (1.8m).

1232306 Single-leg 1/2" polyester rope with snap hooks at each end x 6 ft. (1.8m).

Lanyards without shock absorbers, such as rope or web lanyards and chain rebar assemblies, are designed for positioning or restraint applications.

CHAIN & WEB REBAR POSITIONING LANYARDS

Made of twist link chain or polyester web for strength and durability. A variety of hook options provide a safe and compatible connection to many types of structures.



5920059

CHAIN REBAR ASSEMBLY

Chain rebar assembly with snap hooks and swiveling Saflok Max™ hook at center x 24" (60cm).

CHAIN REBAR LANYARDS

5920050 Chain rebar assembly with snap hooks and swiveling flat steel rebar hook at center x 20.5" (52cm).

5920051 Chain rebar assembly with snap hooks and swiveling aluminum rebar hook at center x 22" (56cm).

5920080 Chain rebar assembly with snap hooks and aluminum rebar hook at center x 20.5" (52cm).

5920101 Chain rebar assembly with snap hooks and swiveling 2000114 carabiner at center x 22" (56cm).



1231380

WEB REBAR ASSEMBLY

Web rebar assembly with snap hooks and aluminum rebar hook at center x 18" (45cm).

WEB REBAR LANYARDS

1231389 Web rebar assembly with snap hooks and Saflok Max™ hook at center x 18" (45cm).

1231520 Web rebar assembly with snap hooks and swiveling aluminum hook at center x 22" (56cm).

2108403

SPREADER HOOK

Use with large carabiner to form a positioning assembly that is short and compact. Steel hooks with self locking/closing 3,600 lb. (16kN) gates.



WHERE BUCKET TRUCKS DARE NOT GO.

CYNCH-LOK™ GETS YOU THERE FASTER AND SAFER.

Cynch-Lok™ was developed with help from real pole climbers and features effortless adjustment and “cynches” around the pole during a “cut-out.” Cynch-Lok™ meets CSA Z59.14 standards for Type AB (dry, wet and icy poles) and allows you to easily hitch-hike poles (move or jump the strap upwards) with a hand position that’s comfortable. It also moves past obstacles without difficulty. Exterior straps can easily be swapped out in the field depending on pole size, eliminating the need for multiple systems.


CYNCH-LOK™ FALL RESTRICTING DEVICES

1204057

CYNCH-LOK™ FOR DISTRIBUTION POLES

- Pole Size (Dia/Circ): Min 5.5"/17.5"- Max 16"/50"
- Weight: 4.5 lbs. (2.0 kg)

1200110 Cynch-Lok™ Replacement Strap for Distribution Poles 1204057, Weight: 1.6 lbs. (0.7kg).



1204058

CYNCH-LOK™ FOR TRANSMISSION POLES

- Pole Size (Dia/Circ): Min 5.5"/17.5"- Max 37"/116"
- Weight: 5.0 lbs. (2.3 kg)

1200111 Cynch-Lok™ Replacement Strap for Transmission Poles 1204058, Weight: 2.1 lbs. (1.0kg)

ADDITIONAL POSITIONING LANYARDS

1234030

ADJUSTABLE WEB POSITIONING STRAP

Nylon web with friction buckle and snap hooks x 6 ft. (1.8m).



1234070

ADJUSTABLE WEB POSITIONING STRAP with Rope Adjuster.



UP HERE, PUT YOUR TRUST IN GEAR THAT WORKS AS HARD AS YOU DO.



DBI-SALA™ is #1 in the development of reliable, versatile self retracting lifelines (SRLs).

Our innovations include the first retractable lifeline, sealed SRL, RSQ dual-mode SRL, 3-way SRL with built-in retrieval and the impact indicator — important safety innovations which have now been widely adopted across the industry. When there is nothing between you and the ground but clouds, it doesn't make sense to choose another brand. Our SRLs meet OSHA and ANSI standards.



HOW TO CHOOSE THE RIGHT SRL?

- **HOUSING CONSTRUCTION**
Thermoplastic - When weight is key
Aluminum - When ultimate durability is required
- **LIFELINE MATERIAL**
Wire rope or synthetic options for varying environments
- **SEALED DESIGN** For harsh/corrosive environments
- **RETRIEVAL** Ideal for confined space rescue/retrieval applications
- **RSQ** Built-in rescue allows user to be lowered after a fall either automatically or manually
- **FAST-LINE™** Allows user to replace lifeline assembly in the field
- **TIE-BACK** Eliminates the need for a separate anchorage connector
- **HARNESS MOUNT** Direct connection takes the hassle out of fall protection
- **ARC FLASH RATED** Built to withstand the demands of electrical work
- **LEADING EDGE** Specialized lifeline and external shock for leading edge applications

MATRIX	SEALED-BLOK™	ULTRA-LOK™	TALON™
Lifeline Lengths	15' - 175'	10' - 85'	6' - 16'
Housing Construction	Aluminum	Thermoplastic	Thermoplastic
Lifeline Material	Cable/Synthetic	Cable/Synthetic/Web	Web
Sealed Design for Corrosive Environment	▪		
Retrieval Option	▪		
RSQ™	▪	▪	
FAST-Line™	▪		
Tie-Back Option			▪
Direct Harness Mount			▪
Arc Flash Rated		▪	
Leading Edge		▪	



SELF RETRACTING LIFELINES

SEALED-BLOK™
SELF RETRACTING LIFELINES

These sealed SRLs incorporate a patented concept that separates all dynamic components, including the motor spring and brake, from foreign elements such as grease, moisture and dirt. You can always trust your SRL to work at peak efficiency without worrying about the environment you're working in.

TRUSTED - Our sealed SRLs are backed by decades of proven field service for absolute confidence.

DURABLE - Heavy-duty, corrosion resistant materials stand-up to even the harshest of environments.

RELIABLE - Sealed design protects device from foreign elements, extending maintenance intervals and longevity.



- **PIVOTING ANCHORAGE LOOP**
Centers the load.

- **ALUMINUM HOUSING**
Provides exceptional strength, durability and corrosion resistance.

- STAINLESS STEEL
END-PLATE

SEALED DESIGN
Ensures efficient,
safe operation under
all working conditions —
only SRL to meet IP68
sealed rating.

ANTI-RATCHETING DESIGN
Stays locked on rigid and non-rigid (horizontal lifeline) anchors.

420 LB. WEIGHT CAPACITY
Higher capacity for operator and tools (option).

Model Shown
400900

- **ERGONOMIC CABLE HANDLE**
Provides added comfort and ease-of-use when making connections.

- **GALVANIZED & STAINLESS STEEL CABLE**
Abrasion resistant and corrosion resistant lifeline options.

- **IMPACT INDICATOR**
Provides visual indication of fall arrest.

- **3,600 LB. GATE**
Reduces chances of accidental disengagement (“roll-out”).

SELF LOCKING SWIVEL HOOK
Limits lifeline twisting.

FAST-LINE™
Provides the user with ability to
replace the lifeline in the field.

- **RSQ™ DUAL-MODE DESIGN**
(see pages 58-59 for details)
Allows user to select either
fall arrest mode or descent mode.

Equipped with



Model Shown
3400930

SEALED-BLOK™
SELF RETRACTING LIFELINES

The Sealed-Blok[®] lifeline extends and retracts enabling the user to move about within a recommended working area at normal speeds. Should a fall occur, a speed-sensing brake system (4.5 ft./sec.) will activate, stopping the fall and reducing the forces imposed on the user to 900 lbs. (4kN) or less.



3-way models with built-in emergency retrieval and mounting brackets are ideal for confined space rescue. Available with and without mounting brackets. See confined space section for additional options.



FAST-Line™ allows the lifeline assembly to be replaced out in the field.

3900105

50 ft. (15m) FAST-Line™
galvanized replacement
cable assembly.

3900106

50 ft. (15m) FAST-Line™
stainless steel replacement
cable assembly.

3900107

50 ft. (15m) FAST-Line™
stainless steel replacement
cable assembly and hook.

LIFELINE MATERIAL	HOOK MATERIAL	INCLUDES MOUNTING BRACKET	RETRIEVAL CAPABILITY	RSQ CAPABILITY	310 LB. (141KG) WEIGHT CAPACITY	420 LB. (189KG) WEIGHT CAPACITY	GALVANIZED CABLE				
							15 ft. (4.5m)	30 ft. (9m)	50 ft. (15m)	85 ft. (25.5m)	130 ft. (39m)
STAINLESS STEEL CABLE	STEEL				■	3400825	3400800		3403500	3403600	3400610
					■			3400900			
			■		■		3400850		3403502	3403602	3400620
			■		■			3400920			
			■	■	■			3400940			
				■	■			3400930			
		■	■		■		3400853		3400311	3400509	
		■	■		■			3400923			
	STAINLESS STEEL				■	3400827	3400802		3400205	3400407	3400612
					■			3400902			
				■	■			3400932			
			■		■		3400852		3400308	3400507	
			■		■			3400922			
			■	■	■			3400942			
					■	3400826	3400801		3403501	3403601	3400611
					■			3400901			
				■	■			3400931			
			■		■		3400851		3403503	3403603	3400621
			■		■			3400921			
	■	■	■			3400941					
■	■		■		3400857		3400309	3400508			
■	■		■			3400924					
WEIGHT						12 lbs. (5.5kg)	18 lbs. (8kg)	29 lbs. (13kg)	44 lbs. (20kg)	60 lbs. (27kg)	100 lbs. (45kg)
SEALED DESIGN						Sealed	Sealed	Sealed	Sealed	Sealed	Non-Sealed
FAST-LINE™								Standard			
APPROXIMATE LENGTH						10.2" (25cm)	11.5" (29cm)	13.3" (34cm)	16" (41cm)	18.7" (48cm)	18.7" (48cm)
APPROXIMATE WIDTH						7.6" (19cm)	9.4" (24cm)	10.4" (27cm)	9.9" (25cm)	11.7" (30cm)	11.7" (30cm)
APPROXIMATE HEIGHT						4.3" (11cm)	5.4" (14cm)	6.9" (18cm)	6.7" (17cm)	7.2" (18cm)	10.9" (28cm)

Other models available; please contact DBI-SALA™.

ULTRA-LOK™
SELF RETRACTING LIFELINES

These SRLs are rugged, yet extremely lightweight and superbly engineered devices you can count on for safety, efficiency and comfort. Stainless steel components, an anti-ratcheting brake system and a semi-sealed design provide the user with a system built to last.

SEMI-SEALED DESIGN
Gasket between housing halves helps prevent contaminants from entering, extending life of device.



RSQ™ DUAL-MODE DESIGN
(see pages 58-59 for details)
Allows user to select either fall arrest mode or descent mode.



- TOP SWIVEL**
Limits lifeline twisting for smoother operation.
- CONSTANT MOVING PAWLS**
Helps prevent corrosion or freeze-up and provides audio indicator of functioning brake system.
- ANTI-RATCHETING DESIGN**
Stays locked on rigid and non-rigid (horizontal lifeline) anchors.
- RESERVE LIFELINE**
Allows brake to function properly when entire lifeline is extended.

STAINLESS STEEL COMPONENTS
Motor spring, fasteners, locking pawls, shaft, springs and ratchet plate are stainless steel to extend life of device.

THERMOPLASTIC HOUSING
Lightweight, compact and durable.

ERGONOMIC CABLE HANDLE
Provides added comfort and ease-of-use when making connections.

MULTIPLE LIFELINE OPTIONS
Cable, web, Vectran™ and Spectra™ rope lifeline options for ultimate jobsite flexibility.

SELF LOCKING SWIVEL HOOK
Limits lifeline twisting.

IMPACT INDICATOR
Provides visual indication of fall arrest.

3600 LB. GATE
Reduces chances of accidental disengagement ("roll-out").

420 LB. WEIGHT CAPACITY
Higher capacity for operator and tools (option).

Model Shown 3504450

ULTRA-LOK™
SELF RETRACTING LIFELINES

The Ultra-Lok™ lifeline extends and retracts, enabling the user to move about within a recommended working area at normal speeds. Should a fall occur, a speed-sensing brake system (4.5 ft./sec.) will activate, stopping the fall and reducing the forces imposed on the user to 900 lbs. (4kN) or less.



3103108
WEB SRL
Nylon web lifeline models are lighter weight for added comfort and are less abrasive to objects around system.



3103175
ARC FLASH SRL
Kevlar®/Nomex® lifeline offers the ultimate in spark, fire resistance and electrical conductivity for utility, welding, cutting and torching applications.



3504500
LEADING EDGE SRL
Unique design incorporates larger diameter 7/32" cable and an in-line shock absorber for the demands of leading edge applications.

LIFELINE MATERIAL	HOOK STYLE	HOOK THROAT SIZE (IN)	RATED GATE CAPACITY (LBS.)	SWIVEL HOOK	ORDER PICKER MOUNTING	LEADING EDGE	RSQ	SRL WEIGHT CAPACITY (LBS.)	11 ft. (3.4m)	20 ft. (6.1m)	30 ft. (9.1m)	50 ft. (15.2m)	55 ft. (16.7m)	85 ft. (26m)
GALVANIZED CABLE	STEEL CARABINER	5/8	3,600	■				310		3504445	3504446	3504463		
	STEEL HOOK	5/8	3,600	■		■		310			3504500		3504600	
		3/4	3,600	■			■	310				3504550		
				■				310		3504433	3504430	3504450		3504485
STAINLESS STEEL CABLE	STEEL HOOK	3/4	3,600	■			■	310				3504551		
				■				310	3504434	3504431	3504451		3504486	
	STAINLESS STEEL HOOK	3/4	3,600	■			■	310			3504552			
				■				310	3504437	3504432	3504452		3504487	
VECTRAN ROPE	STEEL HOOK	3/4	3,600	■				310		3504438		3504480		
NYLON WEB	STEEL CARABINER	11/16	3,600					310		3103209				
			3,600	■			420	3103119						
	STAINLESS STEEL CARABINER	11/16	3,600					310		3103214				
	ALUMINUM REBAR HOOK	2 1/4	3,600		■			420	3103110					
	STEEL HOOK	5/8	3,600	■	■			420	3103108					
				■				310		3103208				
					■			420	3103107					
								310		3103207				
	STAINLESS STEEL HOOK	3/4	3,600	■	■			420	3103136					
				■				310		3103212				
KEVLAR®/ NOMEX® WEB	STEEL HOOK	5/8	3,600	■	■			420	3103175					
				■				310		3103275				
	WEB LOOP (CHOKER)	N/A	N/A		■			420	3103176					
APPROXIMATE WEB SRL WEIGHT									3.9 lbs. (1.8kg)	5.5 lbs. (2.5kg)	—	—	—	—
APPROXIMATE CABLE (GALV) SRL WEIGHT									8 lbs. (3.6kg)	9 lbs. (4.1kg)	11 lbs. (5kg)	15 lbs. (6.8kg)	30 lbs. (13.6kg)	33 lbs. (15kg)
APPROXIMATE DEPTH									2" (5.1cm)	2" (5.1cm)	3.3" (8.4cm)	3.3" (8.4cm)	3.3" (8.4cm)	3.3" (8.4cm)
APPROXIMATE WIDTH									5.2" (13.3cm)	6.4" (16.2cm)	6" (15.2cm)	6" (15.2cm)	6" (15.2cm)	6" (15.2cm)
APPROXIMATE HEIGHT									7.6" (19.3cm)	8.9" (22.6cm)	11.5" (29.2cm)	11.5" (29.2cm)	11.5" (29.2cm)	11.5" (29.2cm)

* Other models available; please contact DBI-SALA™.



Model Shown
3400930

RSQ™ DUAL-MODE

BUILT-IN RESCUE OPERATION

No other brand has the exclusive DBI-SALA™ dual-mode descent operation! Our RSQ™ feature allows the user, prior to connection, to choose their mode of operation. This two-in-one operation lowers the cost of ownership by reducing the need for separate rescue equipment.

- Standard fall arrest mode
- Automatic descent mode
- Remote/Assisted descent activation options

CHOOSE YOUR MODE

FALL ARREST MODE

(Assisted Rescue):
A speed-sensing brake stops the fall, reduces forces imposed on the user to safe levels of 900 lbs. or less and allows for assisted rescue to take place.



AUTOMATIC DESCENT MODE

(Self Rescue/Descent):
A speed-sensing brake stops the fall just like in fall arrest mode, then instantly a centrifugal brake activates, lowering the user at a controlled speed to the next level or the ground.



FALL ARREST MODE
Assisted Rescue by Pole



FALL ARREST MODE
Assisted Rescue by Hand



AUTOMATIC DESCENT MODE
Self Rescue/Descent



These Assisted Rescue Options “Engage” the Descent Mode.
Traditional assisted rescue operations may also be conducted.



SEALED-BLOK™ RSQ ASSISTED RESCUE ACCESSORIES

- 3500201** First-Man-Up™ Pole 6-12 ft. (1.8-3.6m) with Assisted Rescue Tool
- 3500202** First-Man-Up™ Pole 8-16 ft. (2.4-4.8m) with Assisted Rescue Tool
- 3500200** Assisted Rescue Tool Only (If you already have a First-Man-Up™ Pole)

ULTRA-LOK™ RSQ ASSISTED RESCUE ACCESSORIES

- 3500101** First-Man-Up™ Pole 6-12 ft. (1.8-3.6m) with Assisted Rescue Tool
- 3500102** First-Man-Up™ Pole 8-16 ft. (2.4-4.8m) with Assisted Rescue Tool
- 3500100** Assisted Rescue Tool Only (If you already have a First-Man-Up™ Pole)



SELF RETRACTING LIFELINES



SELF RETRACTING LIFELINE

Talon™ is an extremely compact SRL with an all metal anti-ratcheting braking system that limits arresting forces to 900 lbs. (4kN). Because of our unique brake system, your workers can maintain a normal work pace and not be interrupted with constant lock ups. An SRL that is lighter, stronger and safer!

- Extremely lightweight design – under 3 lbs. (1.4kg)
- Built-in connector for direct attachment to harness
- Greater freedom of movement without compromising safety
- Maintains compact size and weight for comfort and convenience



3101001
TALON™ QUICK CONNECT SELF RETRACTING LIFELINE
Web SRL with quick connector and swiveling hook x 8 ft. (2.4m).

HOOK STYLE	HOOK THROAT SIZE (IN)	RATED GATE CAPACITY (LBS.)	SWIVEL HOOK	HOUSING SWIVEL	ORDER PICKER MOUNTING	TIE BACK	SRL WEIGHT CAPACITY (LBS.)	7 ft. (2.1m)	8 ft. (2.4m)	9.5 ft. (2.9m)	16 ft. (4.9m)
ALUMINUM REBAR HOOK	2 1/4	3,600					310		3101007		
STEEL REBAR HOOK	2 1/2	3,600					310		3101006		
STEEL SNAP HOOK	5/8	3,600	■	■			310				3101051
			■		■		310		3101009		
			■		■		310	3101016			
			■				310		3101001		
				■			310				3101050
					■		310		3101008		
						■	310		3101000		
		5,000				■	310			3101300	
						■	420			3101315	
WEB LOOP (CHOKER)	N/A	N/A				■	310		3101304		
APPROXIMATE WEB SRL WEIGHT								2.7 lbs. (1.2kg)	2.7 lbs. (1.2kg)	3.4 lbs. (1.5kg)	4.7 lbs. (2.1kg)
APPROXIMATE DEPTH								2.2" (5.6cm)	2.2" (5.6cm)	2.2" (5.6cm)	2.4" (6.1cm)
APPROXIMATE WIDTH								3.9" (9.9cm)	3.9" (9.9cm)	3.9" (9.9cm)	5.9" (15cm)
APPROXIMATE HEIGHT								8.9" (22.6cm)	6.7" (17cm)	6.7" (17cm)	7.9" (20cm)

* Other models available; please contact DBI-SALA™.

3101009

TALON™ ORDER PICKER SELF RETRACTING LIFELINE
Web SRL with order picker connector and swiveling hook x 8 ft. (2.4m).



TWIN-LEG SELF RETRACTING LIFELINE

Provides a significant increase in mobility and safety, allowing user to “leap-frog” while moving from one location to another. Each lifeline works independently, extending up to 6 feet and automatically retracting, providing fall protection and mobility 100% of the time.

- Twin-leg 100% tie-off SRL provides continuous protection
- Built-in anchorage connector for direct attachment to harness or anchorage
- Compact, lightweight design does not hinder movement
- Replaces a simple lanyard with the convenience of a retractable lifeline



Model Shown
3102000 Attached to
1102000 Harness

HOOK STYLE	HOOK THROAT SIZE (IN)	RATED GATE CAPACITY (LBS.)	SWIVEL HOOK	TIE BACK	SRL WEIGHT CAPACITY (LBS.)	6 ft. (1.8m)	7.5 ft. (2.3m)
ALUMINUM REBAR HOOK	2 1/4	3,600	■		310	3102005	
				■	350		3102102
					310	3102000	
					420	3102016	
STEEL REBAR HOOK	2 1/4	3,600		■	350		3102101
					310	3102003	
					420	3102017	
	3	3,600			310	3102008	
STEEL SNAP HOOK	5/8	5,000		■	310		3102100
				■	420		3102115
	3/4	3,600	■		310	3102002	
			■		420	3102014	
					310	3102001	
					420	3102015	
APPROXIMATE WEB SRL WEIGHT					5 lbs. (2.2kg)	5.5 lbs. (2.2kg)	
APPROXIMATE TIE-BACK WEB SRL WEIGHT					—	6.5 lbs. (3kg)	
APPROXIMATE DEPTH					2.6" (6.6cm)	2.6" (6.6cm)	
APPROXIMATE WIDTH					7.2" (18.2cm)	7.2" (18.2cm)	
APPROXIMATE HEIGHT					3.8" (9.7cm)	3.8" (9.7cm)	

* Other models available; please contact DBI-SALA™.

3102100

TALON™ TIE-BACK MODEL SHOWN
All twin-leg Talon™ SRLs include: Delta Comfort Pad and 2 ea. Lanyard Keepers



SINGLE AND TWIN-LEG TALON™ HOOK OPTIONS



Standard Hook
3/4" (19mm)
Gate Opening - 3,600 lb. (16Kn)
Gate Strength



Swiveling Hook
3/4" (19mm)
Gate Opening - 3,600 lb. (16Kn)
Gate Strength



WrapBax™ Hook
3/4" (19mm)
Gate Opening - 5,000 lb. Gate Strength



Saflok™ Steel Carabiner 11/16"
(17.5mm) Gate Opening - 3,600 lb. (16Kn) Gate Strength



Saflok™ Steel Carabiner 2-3/16"
(55.5mm) Gate Opening - 3,600 lb. (16Kn) Gate Strength



Aluminum Rebar Hook 2-1/4"
(57mm) Gate Opening - 3,600 lb. (16Kn) Gate Strength



Flat Steel Rebar Hook 2-1/2"
(62.5mm) Gate Opening - 3,600 lb. (16Kn) Gate Strength



Saflok Max™ Steel Rebar Hook 3"
(76.2mm) Gate Opening - 3,600 lb. (16Kn) Gate Strength



ACCESSORIES

See pages 90-101 for other anchorage devices.

8102101

REMOTE POWER TAGLINE SYSTEM

- Ideal for use in applications where bridge cranes or other temporary overhead obstructions exist and fall protection is needed. The system provides easy, remote access to an overhead self retracting lifeline.
- 75 ft. per minute travel speed for rapid access
 - 100 ft. length – long enough to handle the tallest ceiling-to-floor application
 - Accommodates up to three SRLs for added jobsite versatility
 - Includes both wireless remote and corded controls for added flexibility
 - Operates on standard 110 volt power for ease of installation

8102102 REMOTE POWER TAGLINE SYSTEM 220 volt power

7211856

TAGLINE FOR SRL

3/16" polypropylene rope with O-ring at one end x 50 ft. (15m)

7211857 Tagline x 25 ft. (7.6m)

7211858 Tagline x 35 ft. (10.6m)



1003006

TIE-OFF ADAPTOR

Pass thru style polyester web x 6 ft. (1.8m)

5900551

Cable pass-thru tie-off adaptor x 6 ft. (1.8m)



CARABINERS



2000112

SAFLOK™ CARABINER

Steel carabiner, self locking/ closing 3,600 lb. (16kN) gate, 3/4" (19mm) opening.



2000113

SAFLOK™ CARABINER

Steel carabiner, self locking/ closing 3,600 lb. (16kN) gate, 1-3/16" (30mm) gate opening.



2000114

SAFLOK™ CARABINER

Steel carabiner, self locking/ closing 3,600 lb. (16kN) gate, 2-3/16" (55.5mm) gate opening.

LOAD ARRESTOR

Protect valuable equipment and materials with sturdy, self-contained backup load arrestors. They are designed and engineered to completely stop a dropping load if it breaks free from the main support unit.

3700300

LOAD ARRESTOR

Inertia-activated shock-absorbing brake with indicator button. Maximum load is 660 lbs. (300kg), length of cable is 40 ft. (12.2m)

3700400 Load Arrestor, 880 lb. (400kg) load rating x 26 ft. (8m)

3700801 Load Arrestor with pulley, 1,760 lb. (800kg) load rating x 13 ft. (4m)

3700501 Load Arrestor, 1,100 lb. (500kg) load rating x 17 ft. (5.2m)



HERE'S TO THE GUYS WHO DEFY GRAVITY FOR A LIVING.

Don't leave that feeling of security on the ground. Climb with DBI-SALA™ systems. We offer the industry's premier vertical safety systems — designed to complement your ability to work. Our vertical systems meet applicable OSHA and ANSI standards.

TYPES OF VERTICAL LIFELINE SYSTEMS

A vertical fall protection system allows the worker to move up and down the entire height of the lifeline rather than having to disconnect and find new tie-off points along the way. Some important considerations when selecting a system include:

PORTABLE OR PERMANENT

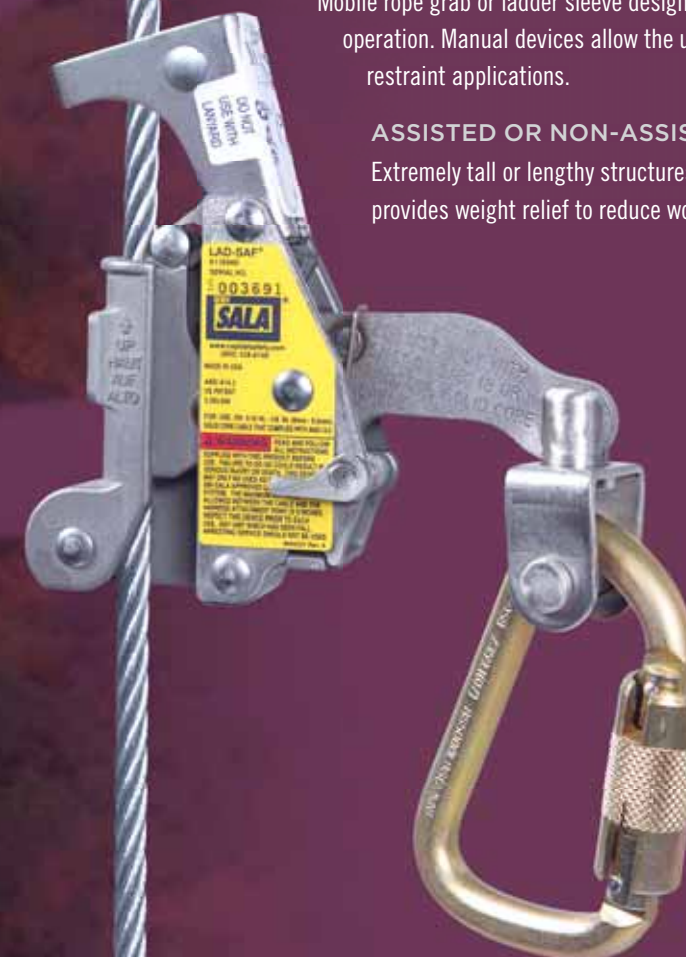
Temporary jobs require lightweight and easy-to-use portable systems with synthetic lifelines that can be moved from one location to another. If a structure is accessed often, such as a ladder, tower or tank, a permanent solution, such as Lad-Saf™ or Railok 90™, is a better choice. Permanent systems require corrosion resistant galvanized or stainless steel lifelines.

MOBILE OR MANUAL

Mobile rope grab or ladder sleeve designs automatically follow the user for hands-free operation. Manual devices allow the user to fix the unit in place for positioning or restraint applications.

ASSISTED OR NON-ASSISTED

Extremely tall or lengthy structures are often conducive to an assisted system that provides weight relief to reduce worker fatigue and improve climbing longevity.



Most Vertical Systems Equipped with



LAD-SAF™ FLEXIBLE CABLE
LADDER SAFETY SYSTEMS

The Lad-Saf™ flexible cable system consists of a top and bottom bracket that act as anchors for a steel cable that runs the length of the climbing area. A Lad-Saf™ sleeve connects the worker to the system, automatically follows the user during the climb and locks onto the cable in the event of a fall, allowing the user to regain their footing. Designed for ease of use, economy and versatility, you can bolt or weld the system, choose rung clamp sizes/styles, choose systems for straight or curved ladders and for connection to wood, concrete or steel structures.

HANDS-FREE CLIMBING AND PROTECTION

The Lad-Saf™ sleeve automatically follows the user, can be attached anywhere along the cable and locks in the event of a fall.

TENSION INDICATOR

Integrated tension indicating bottom bracket takes the guesswork out of installation.

CUSTOMIZABLE

Hundreds of different brackets, styles and configurations to suit almost any application.

CORROSION RESISTANT CONSTRUCTION

Galvanized and stainless steel construction stands up to harsh environments for added longevity.

SHOCK ABSORBING DESIGN

Integrated shock absorbing top bracket reduces forces imposed on ladder structure during a fall.

INTERMEDIATE CABLE GUIDES

Prevents cable wear against the ladder and permits the climber to bypass without disconnecting.

LAD-SAF™ FIXED LADDER SAFETY SYSTEM

6116280
STANDARD TOP BRACKET

Galvanized top bracket with mounting hardware. For systems up to 499 ft. (152m) high, fits up to 1-1/8" (2.85cm) rung diameter, attaches to 3 rungs, built-in energy absorber.

6116410
Standard top bracket and hardware for systems over 500 ft. (152.4m).

6110000
CABLE LIFELINE

Galvanized cable, 3/8" (9.5mm) diameter, 1x7 type. Last 3 digits in part number indicate length.

6110400
CABLE GUIDE

Non-metallic cable guide with mounting hardware. For systems up to 199 ft. (60.6m), fits up to 1-1/8" (2.85cm) rung diameter. Must have 1 every 25 ft. (7.6m).

6110515
Cable guide and hardware for systems over 200 ft. (61m).

6116540
LAD-SAF™ FLEXIBLE CABLE SLEEVE

Climbing sleeve - see product details to right.

6100090
STANDARD BOTTOM BRACKET

Fits up to 1-1/8" (2.85cm) rung diameter, attaches to 2 rungs, tensioning device, galvanized.

LAD-SAF™ FLEXIBLE CABLE SLEEVE

The Lad-Saf™ sleeve is globally recognized and preferred because of its user friendly and reliable design. The sleeve is easily attached or removed anywhere along the cable and automatically follows you as you climb or descend. In the event of a fall, the device locks onto the cable lifeline allowing you to regain your footing and continue to climb.

6116540
LAD-SAF™ FLEXIBLE CABLE SLEEVE

For use with 8mm or 3/8" diameter 1x7 or 7x19 solid core cable. Comes with 2000112 carabiner. Meets OSHA and ANSI standards.


6116541
Lad-Saf™ Flexible Cable Sleeve without carabiner.

6116507
LAD-SAF™ FLEXIBLE CABLE SLEEVE

For use with 8mm or 3/8" diameter 1x7 or 7x19 solid core cable. Comes with 2000117 carabiner and integrated shock absorber for global compliance.

VERTICAL SYSTEMS

LAD-SAF™ STEEL POLE (WELD-ON)
LADDER SAFETY SYSTEM



-6116261
TOP BRACKET
Weld-on top bracket with built-in energy absorber and fasteners.

6100710 Stand-off, stainless steel for use with top bracket.

-6110000
CABLE LIFELINE
Galvanized cable, 3/8" (9.5mm) diameter, 1x7 type. Last 3 digits in part number indicate length.

-6100430
CABLE GUIDE
Non-metallic cable guide. Must have 1 every 25 ft. (7.6m).

6100136 Cable guide support, same quantity as cable guide(s).

-6116540
LAD-SAF™ FLEXIBLE CABLE SLEEVE
Climbing sleeve - see product details on previous page.

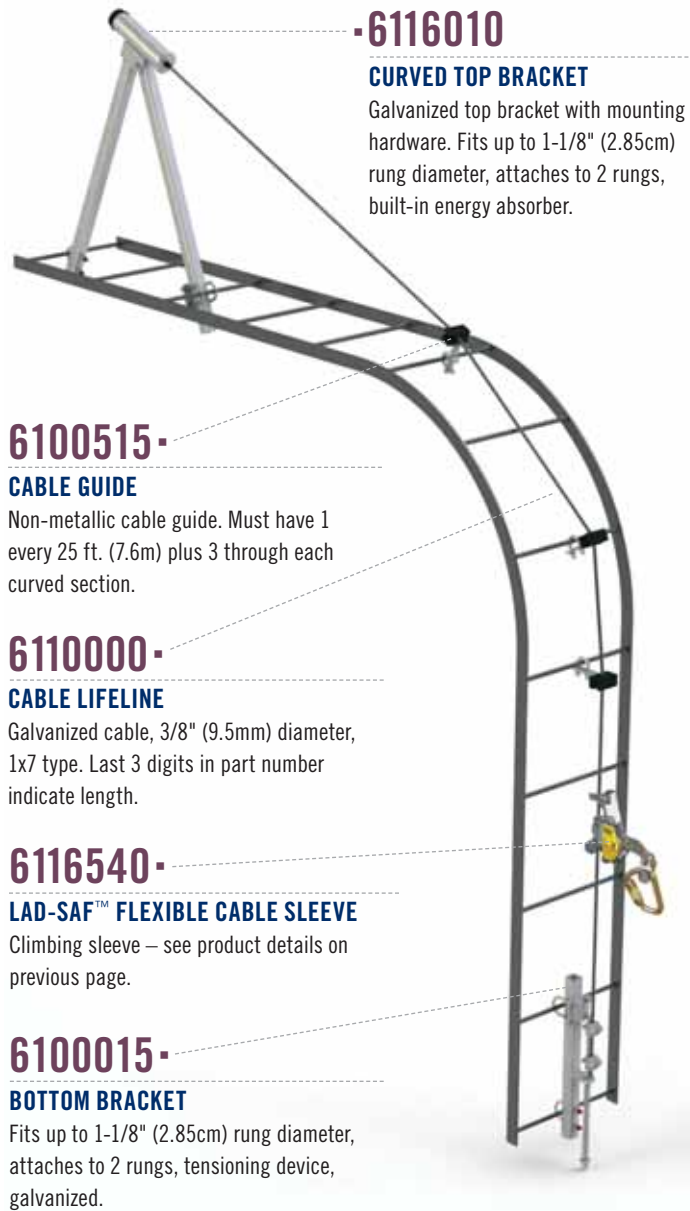
-6100035
BOTTOM BRACKET
Galvanized bottom bracket with built-in tensioner.

6100710 Stand-off, stainless steel for use with bottom bracket.

Angle-iron clamp-on and wood pole bolt-on systems also available – call today.



LAD-SAF™ CURVED LADDER SAFETY SYSTEM



-6116010
CURVED TOP BRACKET
Galvanized top bracket with mounting hardware. Fits up to 1-1/8" (2.85cm) rung diameter, attaches to 2 rungs, built-in energy absorber.

6100515-
CABLE GUIDE
Non-metallic cable guide. Must have 1 every 25 ft. (7.6m) plus 3 through each curved section.

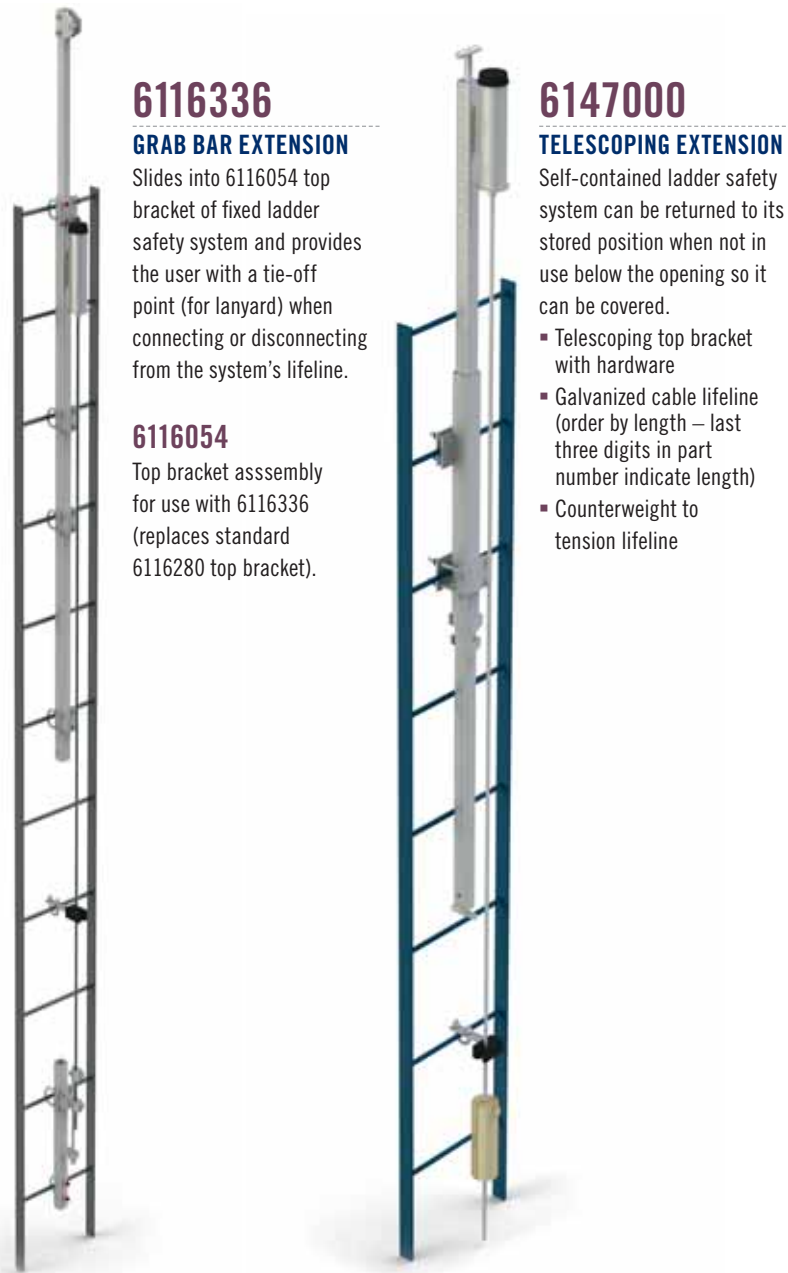
6110000-
CABLE LIFELINE
Galvanized cable, 3/8" (9.5mm) diameter, 1x7 type. Last 3 digits in part number indicate length.

6116540-
LAD-SAF™ FLEXIBLE CABLE SLEEVE
Climbing sleeve – see product details on previous page.

6100015-
BOTTOM BRACKET
Fits up to 1-1/8" (2.85cm) rung diameter, attaches to 2 rungs, tensioning device, galvanized.



LAD-SAF™ LADDER ACCESSORIES



6116336
GRAB BAR EXTENSION
Slides into 6116054 top bracket of fixed ladder safety system and provides the user with a tie-off point (for lanyard) when connecting or disconnecting from the system's lifeline.

6116054
Top bracket assembly for use with 6116336 (replaces standard 6116280 top bracket).

6147000
TELESCOPING EXTENSION
Self-contained ladder safety system can be returned to its stored position when not in use below the opening so it can be covered.

- Telescoping top bracket with hardware
- Galvanized cable lifeline (order by length – last three digits in part number indicate length)
- Counterweight to tension lifeline

6116038
LADDER MAST

Galvanized removable extension with pulleys, mounting bracket for winch/SRL.

6116027
Galvanized bottom mounting bracket attaches 6116038 to ladder.

6116026
LADDER ANCHOR POST
Galvanized removable extension with eye-bolt anchor to attach 3-way SRL.

6116027
Galvanized bottom mounting bracket attaches 6116026 to ladder.

5901980
LADDER GATE
Protects you from the dangers (and liability) of unauthorized ladder access.

- Fits ladder widths up to 20" (50.8cm)
- Mounting hardware included
- Aluminum construction
- 8 ft. (2.4m) height x 36" (91.4cm) width



RAILOK 90™ RIGID RAIL
LADDER SAFETY SYSTEMS

The Railok 90™ rigid rail system consists of top and bottom entry/exit gates, rail joints, and multiple mounting bracket options designed to mount the rigid aluminum rail to the structure. A Railok 90™ shuttle connects the worker to the system and locks onto the rail in the event of a fall, allowing the user to regain their footing. Designed for ease of use and versatility, you can configure to an existing ladder or customize a system with integrated ladder pegs when no ladder exists. Various clamps are available to attach to almost any structure.

- SHOCK ABSORBING DESIGN**

Integrated metallic energy absorber in shuttle reduces forces imposed on system and worker.
- HANDS-FREE CLIMBING AND PROTECTION**

The Railok 90™ shuttle automatically follows the user and locks in the event of a fall.
- LADDER RUNG CLAMPS**

Provide multiple anchor points to the structure for added safety.
- CUSTOMIZABLE**

Many different clamps and configurations available to suit almost any need.
- CORROSION RESISTANT CONSTRUCTION**

Aluminum, stainless steel and galvanized construction stands up to harsh environments for added longevity.



RAILOK 90™ STANDARD LADDER

- 6000352**
TOP LADDER RAIL GATE
Aluminum and galvanized steel clamp with fastening hardware. Allows user to easily attach shuttle to the system and prevents accidental removal from the system.
- 6000120**
LADDER RUNG CLAMP
Aluminum and galvanized steel clamp with fastening hardware. Attaches rail to ladder structure. Use within 1 ft. (0.3cm) of rail splice and one at least every 5 ft. (1.5m).
- 6000033**
STANDARD RAIL
Anodized extruded aluminum rail x 6.56 ft. (2m).
6000031 3.28 ft. (1m) rail section
6000035 9.84 ft. (3m) rail section
- 6000100**
RAIL JOINT
Aluminum and galvanized steel rail joint with fastening hardware. Attaches two rail sections together.
- 6000377**
RAILOK 90™ SHUTTLE
Climbing shuttle automatically follows user and locks onto rail during fall.
- 6000375**
BOTTOM STANDARD RAIL GATE
Aluminum and galvanized steel clamp with fastening hardware. Allows user to easily attach shuttle to the system and prevents accidental removal from the system.

RAILOK 90™ INTEGRATED LADDER

- 6000354**
TOP LADDER RAIL GATE
Aluminum and galvanized steel clamp with fastening hardware. Allows user to easily attach shuttle to the system and prevents accidental removal from the system.
- 6000132**
ANGLE IRON CLAMP
Aluminum and galvanized steel clamp with fastening hardware. Attaches rail to angled iron structure. Other clamp styles available.
- 6000298**
STEP BOLT
Galvanized steel step bolt with fastening hardware. Attaches to ladder rail to create climbing pegs.
- 6000100**
RAIL JOINT
Aluminum and galvanized steel rail joint with fastening hardware. Attaches two rail sections together.
- 6000307**
LADDER RAIL
Anodized extruded aluminum rail with step bolt holes x 7.87 ft. (2.4m).
6000301 1.96 ft. (0.6m) ladder rail section
6000302 2.95 ft. (0.9m) ladder rail section
6000303 3.93 ft. (1.2m) ladder rail section
6000304 4.92 ft. (1.5m) ladder rail section
6000306 5.90 ft. (1.8m) ladder rail section
- 6000377**
RAILOK 90™ SHUTTLE
Climbing shuttle automatically follows user and locks onto rail during fall.
- 6000375**
BOTTOM LADDER RAIL GATE
Aluminum and galvanized steel clamp with fastening hardware. Allows user to easily attach shuttle to the system and prevents accidental removal from the system.

LAD-SAF™ POWER
CLIMB ASSIST LADDER
SAFETY SYSTEM

The Lad-Saf™ Powered Climb Assist System was specifically developed to provide both climbing assistance and fall protection for those who climb the internal ladders of wind turbines. This unique system does not require a separate or secondary fall protection system, which is unlike any other system on the market today. Our “dual” system approach saves time and money, simplifies safety and increases worker productivity.



LAD-SAF™ POWERED CLIMB ASSIST LADDER SAFETY SYSTEM

STEEL LIFELINE ■
Improves durability for extended product life and safety.

FALL ARREST RATED
In the event of a fall, the system will lock, arresting the user – no secondary system required.

ADJUSTABLE ASSIST RANGE ■
Personalize from 45-120 lbs. (20-55kg) for a wide range of climbing styles and user weights for effortless ascent and descent.

6160006
LAD-SAF™ POWERED CLIMB ASSIST SYSTEM
Includes top and bottom brackets and motor assembly. Must order lifeline, sleeve and control box separately and intermediate cable guide, if required.

6170000
CABLE LIFELINE
Galvanized cable lifeline assembly with swageless terminations. To order, double the length of the ladder and add 20 ft. (6m). Last three digits in part number indicate length needed.

6160003
CABLE GUIDE
Intermediate cable guide can be used to prevent the cable from abrading against the ladder rungs, if needed.

■ **EASY-MOUNT BRACKETS**
Optimizes installation by providing built-in bracket hangers.

■ **POWERED CLIMB ASSIST**
Provides weight relief to reduce worker fatigue and improve climbing longevity.

■ **2-IN-1 SYSTEM**
Offers both climbing assistance and fall protection, saving time and money by simplifying safety and increasing worker productivity.

■ **SWAGELESS LIFELINE TERMINATIONS**
Allows fast and easy installation.

■ **PLUG-AND-PLAY DESIGN**
Plug control box into power outlet and motor and you're ready to climb. Can be transported to support multiple systems. 110V and 220V options available, adapting to 50 or 60 Hz, ensuring global compatibility.

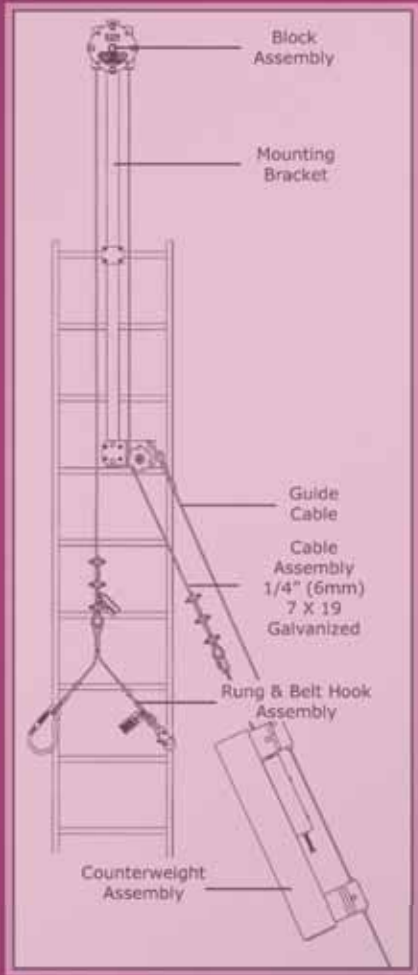
9505106
110V CONTROL PANEL
Control panel for Lad-Saf™ powered climb assist system.

9504786 **220V CONTROL PANEL**
Control panel for Lad-Saf™ powered climb assist system.

SSB CLIMB ASSIST SYSTEM

The DBI-SALA™ SSB Climb Assist System, with external counterweight, aids workers and provides fall protection while climbing lengthy ladders and towers. It's ideal for use on land-based and offshore drilling platforms, where environmental and work conditions can make climbing ladders hazardous.

- Counterweight includes a runaway brake for added safety
- No limit to length of system for ultimate flexibility
- Durable aluminum housing and steel drum for durability and corrosion resistance



• **3511063**

SSB SAFETY BLOCK
Climb assist main block pulley assembly.

• **3512000**

LIFELINE ASSEMBLY
Galvanized 1/4" (6.3cm) 7x19 cable assembly with rung and belt hook (last three digits in part number signify length).

3530000 Stainless steel lifeline assembly.

• **3511783**

MOUNTING BRACKET
Attaches safety block to structure. Fits round rungs up to 3/4" (1.9cm) diameter or square rungs up to 9/16" (1.4cm) per side.

3511785 Mounting bracket, fits round rungs over 3/4" (1.9cm) up to 1-3/8" (3.5cm) diameter or square rungs over 9/16" (1.4cm) and up to 1-3/4" (4.4cm) per side.

• **3511598**

COUNTERWEIGHT ASSEMBLY
80 lb. (36.3kg) counterweight with integrated runaway brake system.

ROPE GRABS

5000335

LAD-SAF™ ROPE GRAB (AUTO)

- Mobile design automatically follows user for hands-free operation
- Detachable design can be attached or removed anywhere along lifeline
- Inertia and cam locking systems for safety and to prevent "panic-grab"
- For use on 5/8" (16mm) polyester/polypropylene rope lifeline
- Use with 3 ft. (0.9m) shock absorbing lanyard



5002042 Lad-Saf™ rope grab with attached 1242007 EZ-Stop™ shock absorbing lanyard x 3 ft (0.9m).



1224005

EZ-STOP™ ROPE ADJUSTER (MANUAL)

- Manual design allows user to fix unit in place for positioning or restraint
- Attached 2 ft. (0.6m) shock absorbing lanyard
- For use on 5/8" (16mm) polyester/polypropylene rope lifeline

5000338

LAD-SAF™ WIRE ROPE GRAB (MANUAL)

- Manual design allows user to fix unit in place for positioning or restraint
- For use in extremely abrasive or corrosive environments
- For use on 3/8" (9.5mm) 7x19 galvanized or stainless steel cable
- Use with 4 ft. (1.2m) shock absorbing lanyard



5000400


ROPE GRAB KIT

Complete rope grab system in a bag for convenient compliance and safety on the job.

Kit includes:

- Mobile Rope Grab (5000335)
- Shock Absorbing Lanyard (1242007)
- Lifeline x 50 ft. (1202794)
- Counterweight (5901583)
- Tie-Off Adaptor (1003000)
- Carrying Bag (9511597)

5000401 Rope grab kit with 100 ft. (30m) lifeline (1202844) and (9503806) carrying bag.



Rope Lifelines

DBI-SALA™ blended rope lifeline assemblies feature additional abrasion and UV resistance, for added durability, longevity and safety. Various styles and lengths are available to suit any need.

Lifeline Material	Hook Style	Lifeline Diameter (inch/mm)	30' Lifeline (9m)	50' Lifeline (15m)	75' Lifeline (22m)	100' Lifeline (30m)	150' Lifeline (46m)
Polyester/Polypropylene Blend	Snap Hook at One End	5/8" (15.9mm)	1202754	1202794	1202821	1202844	1202879
	Snap Hook at Both Ends		1202753	1202790	1202823	1202842	1202878

5901583

COUNTERWEIGHT 5.7 lb. (2.6kg) flexible counterweight keeps lifeline taught.

**SOME SAY WE
OVER-ENGINEER
LIFELINES.
WE SAY YOU
CAN'T
OVER-DO
SAFETY.**



You can always depend on our horizontal safety systems for mobility and fall protection when working at height. That's why safety engineers and site directors choose DBI-SALA™ horizontal lifelines. We offer the broadest selection, as well as significant advantages in safety and productivity. Systems meet OSHA standards.

HOW TO CHOOSE A HORIZONTAL LIFELINE SYSTEM

A horizontal lifeline may appear to be a basic line strung between two anchors, but it is not. It is critical to choose a system that has been precision engineered and rigorously tested to meet OSHA and ANSI requirements. These systems are used to protect workers operating in the horizontal plane who may not have continuous access to suitable anchorage points. Some important considerations when selecting a system include:

ANCHORAGE STRUCTURE

The structure your system must attach to, such as an I-beam, rebar stud, concrete column or roof, can dictate the type of specialized system required.

PORTABLE OR PERMANENT

Temporary jobs require lightweight and easy-to-use portable systems that can be moved from one location to another. If a hazardous work area is accessed often, such as a rooftop, a permanent solution like evolution™ may be a better choice.

CLEARANCE REQUIREMENTS

The distance between the work area and the next level or obstruction is often called "fall clearance," and this is a critical factor when choosing your system. Anchorage height, type of lifeline and length are just a couple of factors that will affect the required clearance needed.

LIFELINE TYPE

Synthetic lines are extremely lightweight and compact while galvanized or stainless steel options offer added corrosion and abrasion resistance.

NUMBER OF USERS

Always consider the number of workers required to get the job done and choose a system that can accommodate those personnel safely.

Most Horizontal Lifelines Equipped with



HORIZONTAL SYSTEMS

SECURASPAN™ HORIZONTAL LIFELINE SYSTEMS

Extremely lightweight and portable, these systems incorporate a modular, multi-base design that accommodates a wide range of steel and concrete beams.

- Interchangeable stanchions are ideal for both steel and concrete applications
- Extremely lightweight and portable for fast and easy set-up and use
- Single and multi-span options available for jobsite customization
- Pass thru bracket design provides 100% continuous protection
- Integrated Zorbit™ energy absorber limits forces on structure
- Capacity of 2 workers per span, up to 6 workers for multi-span system
- Durable and corrosion resistant construction



STEEL I-BEAM APPLICATIONS

This lightweight and extremely easy to install engineered fall protection system is ideal for steel construction. Single spans up to 60 ft. and with the optional “bypass” brackets, the system can be configured to run indefinitely.

- Single clamp and wing nut design
- All adjustments made from top of beam
- Fits flanges 6" to 12" wide, 2-1/4" thick (15.2-30.5cm, 5.7cm)
- Optional bases for 18", 24" and 36" widths (45.7, 60.9 and 91.4cm)

SECURASPAN™ I-BEAM HORIZONTAL LIFELINE SYSTEM

Complete single span system includes 2 stanchions (7400047) and cable assembly with tensioner and Zorbit™ energy absorber.


7400420 20 ft. (6.1m) SecuraSpan™ I-beam HLL System

7400430 30 ft. (9.1m) SecuraSpan™ I-beam HLL System

7400440 40 ft. (12.2m) SecuraSpan™ I-beam HLL System

7400450 50 ft. (15.2m) SecuraSpan™ I-beam HLL System

7400460 60 ft. (18.3m) SecuraSpan™ I-beam HLL System



Note: Shown with intermediate stanchion – must order separately.

CONCRETE REBAR & SHEAR STUD APPLICATIONS

Provides tie-off point before decking or other fall protection is available on pre-stressed concrete beams with rebar or shear studs. Stanchions are adjustable from vertical 20 degrees left or right for easy passage, or completely horizontal for transportation to jobsite.

- Simply attach with torque wrench
- Simple chain tie-back connection
- Fits 1/2" to 1" diameter (#4 to #8 rebar) and 4" to 12" center to center

SECURASPAN™ REBAR/SHEAR STUD HORIZONTAL LIFELINE SYSTEM

Complete single span system includes 2 stanchions (7400215) and cable assembly with tensioner and Zorbit™ energy absorber.

7400620 20 ft. (6.1m) SecuraSpan™ Rebar/Shear Stud HLL System

7400630 30 ft. (9.1m) SecuraSpan™ Rebar/Shear Stud HLL System

7400640 40 ft. (12.2m) SecuraSpan™ Rebar/Shear Stud HLL System

7400650 50 ft. (15.2m) SecuraSpan™ Rebar/Shear Stud HLL System

7400660 60 ft. (18.3m) SecuraSpan™ Rebar/Shear Stud HLL System



Note: Shown with intermediate stanchion – must order separately.

CONCRETE LOOP REBAR APPLICATIONS

An easy-to-install system for pre-stressed concrete beams, this attaches directly to the loop rebar. With integrated “bypass” brackets, the system can be configured to run indefinitely.

- Simple hook and loop with wing nut
- Fits 1/2" to 4-1/2" dia. (#4 to #12 rebar)
- Adjusts to fit 3-1/2" to 8" (8.9-20.3cm) tall loop with 3" (7.6cm) or greater spacing

SECURASPAN™ LOOP REBAR HORIZONTAL LIFELINE SYSTEM

Complete single span system includes 2 stanchions (7400045) and cable assembly with tensioner and Zorbit™ energy absorber.


7400320 20 ft. (6.1m) SecuraSpan™ Loop Rebar HLL System

7400330 30 ft. (9.1m) SecuraSpan™ Loop Rebar HLL System

7400340 40 ft. (12.2m) SecuraSpan™ Loop Rebar HLL System

7400350 50 ft. (15.2m) SecuraSpan™ Loop Rebar HLL System

7400360 60 ft. (18.3m) SecuraSpan™ Loop Rebar HLL System



Note: Shown with intermediate stanchion – must order separately.

SECURASPAN™ SYSTEM COMPONENTS



I-BEAM SYSTEM COMPONENTS

7400047 Stanchion with I-beam base, fits 6"-12" (15.2-30.5cm) flange

7400055 Stanchion with I-beam base, fits 12"-18" (30.5-45.7cm) flange

7400056 Stanchion with I-beam base, fits 18"-24" (45.7-61cm) flange

7400057 Stanchion with I-beam base, fits 24"-36" (61-91.4cm) flange

7400052 I-beam base only, fits 6"-12" (15.2-30.5cm) flange

7400008 Intermediate bypass bracket kit



REBAR SYSTEM COMPONENTS

7400215 Stanchion with rebar/shear stud base, pass thru and end anchor brackets

7400214 Tie-back base and chain assembly

7400053 End-anchor retro-fit kit with rebar/shear stud base, tie-back assembly, end-anchor and pass thru bracket

7400054 Intermediate retro-fit kit with rebar/shear stud base and pass thru bracket



LOOP SYSTEM COMPONENTS

7400045 Stanchion with loop rebar base and pass thru bracket

CLEARANCE CHART

SPAN LENGTH	1-2 USERS 6' (1.8m) LANYARD	1-2 USERS SRL
20-30 ft. (6.1m-9.0m)	16'-7" (5.1m)	13'-2" (4m)
50-60 ft. (15.4-18.5m)	20'-2" (6.2m)	16'-8" (5.1m)

NOTE: See product instruction manual for complete clearance information.

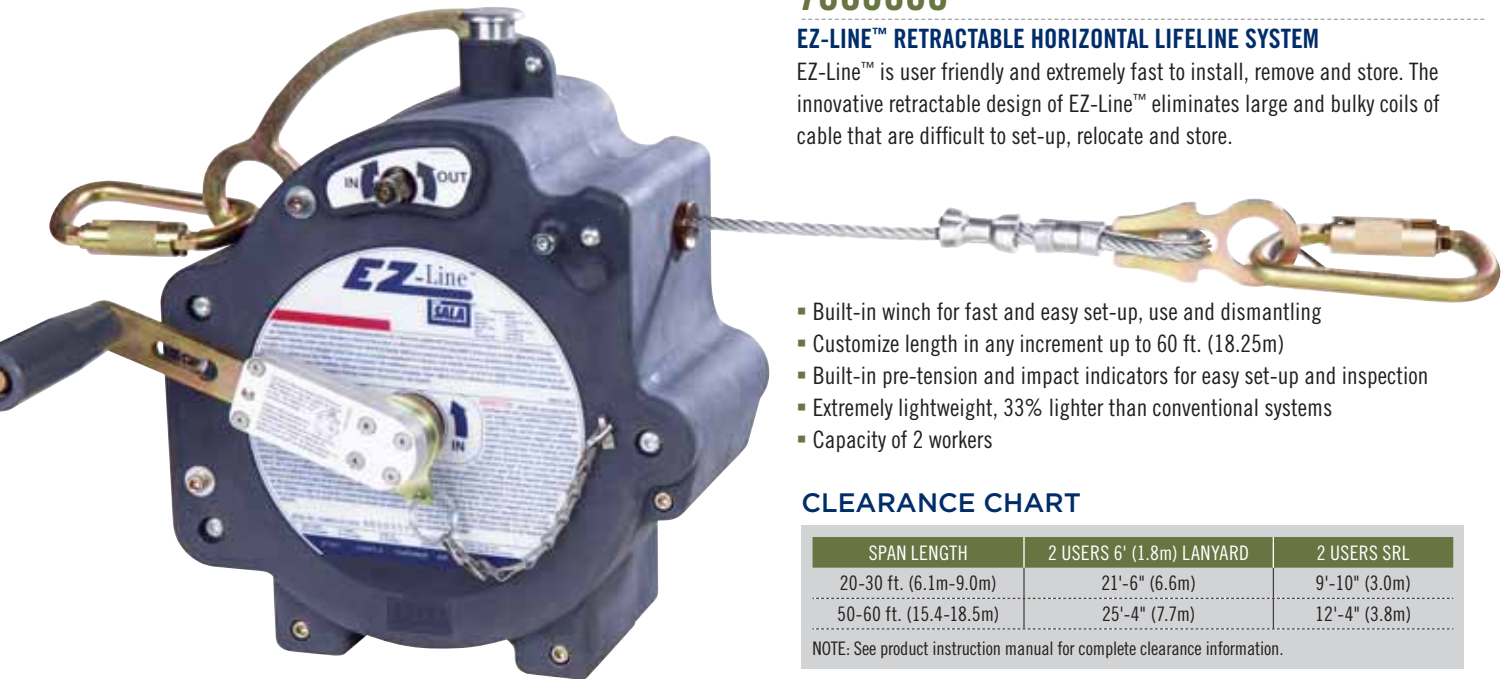
LIFELINE OPTIONS FOR ALL SYSTEMS

Cable assembly with turnbuckle and Zorbit™, lengths available in 10 ft. increments. Cable assemblies over 60 ft. (18.3m) include two Zorbit™ devices.

20 ft. (6.1m)	30 ft. (9.1m)	40 ft. (12.2m)	50 ft. (15.2m)	60 ft. (18.3m)	70 ft. (21.3m)	80 ft. (24.4m)	90 ft. (27.4m)
7403020	7403030	7403040	7403050	7403060	7403070	7403080	7403090
100 ft. (30.5m)	110 ft. (33.5m)	120 ft. (36.6m)	130 ft. (39.6m)	140 ft. (42.7m)	150 ft. (45.7m)	160 ft. (48.8m)	170 ft. (51.8m)
7403100	7403110	7403120	7403130	7403140	7403150	7403160	7403170
180 ft. (54.9m)	190 ft. (57.9m)	200 ft. (61.0m)	210 ft. (64.0m)	220 ft. (67.1m)	230 ft. (70.1m)	240 ft. (73.2m)	250 ft. (76.2m)
7403180	7403190	7403200	7403210	7403220	7403230	7403240	7403250
260 ft. (79.8m)	270 ft. (82.3m)	280 ft. (85.3m)	290 ft. (88.4m)	300 ft. (91.4m)	310 ft. (94.5m)	320 ft. (97.5m)	330 ft. (100.6m)
7403260	7403270	7403280	7403290	7403300	7403310	7403320	7403330



HORIZONTAL SYSTEMS



7605060

EZ-LINE™ RETRACTABLE HORIZONTAL LIFELINE SYSTEM

EZ-Line™ is user friendly and extremely fast to install, remove and store. The innovative retractable design of EZ-Line™ eliminates large and bulky coils of cable that are difficult to set-up, relocate and store.

- Built-in winch for fast and easy set-up, use and dismantling
- Customize length in any increment up to 60 ft. (18.25m)
- Built-in pre-tension and impact indicators for easy set-up and inspection
- Extremely lightweight, 33% lighter than conventional systems
- Capacity of 2 workers


CLEARANCE CHART

SPAN LENGTH	2 USERS 6' (1.8m) LANYARD	2 USERS SRL
20-30 ft. (6.1m-9.0m)	21'-6" (6.6m)	9'-10" (3.0m)
50-60 ft. (15.4-18.5m)	25'-4" (7.7m)	12'-4" (3.8m)

NOTE: See product instruction manual for complete clearance information.

SAYFLINE™ CABLE HORIZONTAL LIFELINE SYSTEMS

The Sayflite™ cable system is highly portable and ideal for situations where welding, sparks or harsh environments are present, or where minimal clearance exists. Complete system includes cable lifeline assembly with wedge grip termination, tensioner and Zorbit™ shock absorber.



- Durable all-metal system can be left in place for long periods of time
- Portable system can be re-used over and over again
- Cable lifeline with tensioner and shock absorber
- Use with any 5,000 lb. (22kN) anchorage devices
- Capacity of 2 workers
- 20 ft. to 100 ft. lengths available (6.1m to 30.5m)

CLEARANCE CHART

SPAN LENGTH	1-2 USERS 6' (1.8m) LANYARD	1-2 USERS SRL
20-30 ft. (6.1m-9.0m)	20'-6" (6.3m)	9'-1" (2.8m)
50-60 ft. (15.4-18.5m)	24'-5" (7.4m)	12'-5" (3.8m)

NOTE: See product instruction manual for complete clearance information.

SAYFLINE™ CABLE HLL SYSTEMS

20 ft. (6.1m)	30 ft. (9.1m)	40 ft. (12.2m)	50 ft. (15.2m)	60 ft. (18.3m)	70 ft. (21.3m)	80 ft. (24.4m)	90 ft. (27.4m)	100 ft. (30.5m)
7602020	7602030	7602040	7602050	7602060	7602070	7602080	7602090	7602100

SAYFLINE™ SYNTHETIC HORIZONTAL LIFELINE SYSTEMS

Sayflite™ systems are extremely lightweight, easy to install and portable – ideal for maintenance, bridge work, construction and general industry applications, providing absolute safety and reliability.



- Complete system in convenient bag is installed with no special tools or equipment
- Portable system can be re-used over and over again
- Kernmantle rope lifeline with tensioner and shock absorber
- Two tie-off adaptors are included to anchor the system to a structure
- Capacity of 2 workers
- 20 ft. to 100 ft. lengths available (6.1m to 30.5m)

CLEARANCE CHART

SPAN LENGTH	2 USERS 6' (1.8m) LANYARD	2 USERS SRL
20-30 ft. (6.1m-9.0m)	23'-4" (7.1m)	11'-6" (3.5m)
50-60 ft. (15.4-18.5m)	30'-2" (9.2m)	18'-3" (5.5m)

NOTE: See product instruction manual for complete clearance information.

SAYFLINE™ SYNTHETIC HLL SYSTEMS

20 ft. (6.1m)	30 ft. (9.1m)	40 ft. (12.2m)	50 ft. (15.2m)	60 ft. (18.3m)	70 ft. (21.3m)	80 ft. (24.4m)	90 ft. (27.4m)	100 ft. (30.5m)
7600502	7600503	7600504	7600505	7600506	7600507	7600508	7600509	7600510



SECURASPAN™ POUR-IN-PLACE HORIZONTAL LIFELINE SYSTEMS

The Pour-in-Place SecuraSpan™ system installs to column tops, providing an overhead tie-off point during the decking process. The stanchion slides into the embedded pour-in-place sleeve and does not require “tie-back” for fast installation.

- Lightweight and portable for fast and easy set-up and use
- Single and multi-span options with unlimited length for jobsite customization
- Pass thru design provides 100% continuous protection
- Integrated Zorbit™ energy absorber limits forces on worker and structure
- Capacity of two workers per span, up to six workers for multi-span system
- Durable and corrosion resistant construction

SAYFLINE™ POUR-IN-PLACE HLL SYSTEMS

Complete system includes 2 stanchions (7400203), and cable assembly with tensioner and Zorbit™ energy absorber.

20 ft. (6.1m)	30 ft. (9.1m)	40 ft. (12.2m)	50 ft. (15.2m)	60 ft. (18.3m)
7400220	7400230	7400240	7400250	7400260



SECURASPAN™ POUR-IN-PLACE ACCESSORIES

- 7400203** Stanchion assembly, 7'6" tall
- 7400200** Intermediate bracket, Pour-In-Place stanchion
- 7400201** Concrete sleeve for Pour-In-Place stanchion

CLEARANCE CHART

SPAN LENGTH	1-2 USERS SRL
20-30 ft. (6.1m-9.0m)	9'-1" (2.8m)
50-60 ft. (15.4-18.5m)	12'-5" (3.8m)

NOTE: See product instruction manual for complete clearance information.

HORIZONTAL LIFELINE COMPONENTS

The revolutionary Zorbit™ energy absorber and wedge grip termination featured on our Sayflineline™ cable horizontal lifeline system is also available to customize your existing system. A competent and qualified person must be involved who fully understands how to properly engineer a custom system.

- Allows use of standard 5,000 lb. (22kN) rated anchors
- Lightweight and compact for easy set-up and use
- Simple design makes integration into system fast and easy

ZORBIT™ KITS

- 7401013** Zorbit™ energy absorber only
- 7401031** Zorbit™ energy absorber, 2 shackles, bolts, nuts
- 7401032** Zorbit™ energy absorber, with 2 shackles, bolts, nuts, turnbuckle
- 7401033** Zorbit™ energy absorber, with 2 shackles, bolts, nuts, turnbuckle, thimbles, cable clips
- 7600580** Zorbit™ energy absorber, with 2 shackles, bolts, nuts, turnbuckle, thimbles, cable clips with wedge grip
- 7608008** Wedge grip horizontal lifeline termination





HORIZONTAL SYSTEMS


PERMANENT HORIZONTAL LIFELINES

Whether it's over a railcar, tanker truck, airplane, along a rooftop, in the rafters of an arena or on a bridge, DBI-SALA™ permanent horizontal lifeline systems provide remarkable ease-of-use with superior “hands-free” continuous fall protection.

We offer both pre-engineered user installed systems, or customized site specific systems offering straight or curved, flexible or rigid installations. We have also taken the guesswork and complexities out of these types of systems by partnering with a network of certified installers throughout the country that are able to offer complete turnkey solutions, including everything from site assessment and anchorage design to system installation and training.

We will even work with project architects and engineers to ensure the system is fully integrated into the facility without conflicting with other building systems.

Image shown: evolution™ system with StrongArm™ frames



SAYFLINE™ MULTI-SPAN HORIZONTAL LIFELINE SYSTEMS

The Multi-Span Sayline™ system is a simple and safe “off-the-shelf” permanent horizontal lifeline system designed for user installation. It is completely customizable, including span length, total system length and even final installation position.

- Provides 100% continuous protection for two workers
- Unique one-piece sleeve bypasses intermediates hands-free
- Customize to suit jobsite, 180 ft. (54.9m) max length, 30 ft. (9.1m) max span
- Unique brackets can be installed above, even with or below the user
- System includes lifeline, intermediate bracket (one per 30 ft. span), termination hardware, tensioner and two Zorbit™ energy absorbers. Order sleeve and additional intermediates separately.

SAYFLINE™ ACCESSORIES

7608001 Intermediate bracket, multi-span system

7608002 Sayflink™ sleeve for Sayline™ multi-span system

SAYFLINE™ MULTI-SPAN HLL SYSTEMS

40 ft. (12.2m)	60 ft. (18.3m)	80 ft. (24.4m)	100 ft. (30.5m)	120 ft. (36.6m)	140 ft. (42.7m)	160 ft. (48.8m)	180 ft. (54.9m)
7603040	7603060	7603080	7603100	7603120	7603140	7603160	7603180



I-BEAM AND TROLLEY SYSTEM

Our man-rated trolleys provide continuous horizontal mobility on I-beams. Used in conjunction with a self retracting lifeline, the system provides fall protection with horizontal and vertical mobility. These systems can often be used on existing overhead I-beams, and they're sometimes the only choice when it is not possible to accommodate the loads generated by a cable type multi-span horizontal lifeline system. In addition, rigid systems eliminate sag and deflection, reducing the overall fall clearance needed below the work area. See page 95 for further details on the trolley.



evolution™ A NEW GENERATION OF FIXED HORIZONTAL LIFELINES

The evolution™ horizontal lifeline system is a permanent, low tension, multi-span lifeline used for fall protection on elevated horizontal surfaces. The fully engineered system will allow up to five users to move from one end to another in a truly “hands-free” environment. The unique design integrates with almost any structure while complementing the aesthetics of the buildings on which it is installed. Our specially designed computer program simulates the necessary clearances and possible heights of fall and validates the compatibility of the structures with the lifelines, no matter how complex.




evolution™ SHUTTLE

Provides hands-free bypass of the intermediates and maximum freedom of movement, allowing user to attach or detach from the lifeline at any point along the system.



INTERMEDIATE BRACKETS

Allow automatic passage of the shuttle and can be installed in many different configurations and at regular intervals to ensure optimum distribution of forces.



CURVED INTERMEDIATE BRACKETS

A wide range of curved components are available to suit the needs of almost any site.

LEAP™ ENERGY ABSORBER

The device protects the worker as well as the structure and is set-up for each installation.



POSTS

Thanks to a combination of LEAP-integrated posts and bases, evolution™ offers ideal solutions for industrial roofs (trapezoid panels, standing seam, membrane, etc.). It doesn't affect the integrity of the structure in any way.



ANCHORS AND SWAGING

To ensure the optimum anchorage, we've developed an articulated anchorage. It aligns accurately with the cable in any direction. To guarantee a faultless link between cable and anchorage, swaging preserves the full strength of the cable at its connection with the end parts.



Visit www.horizontallifeline.com for additional information or to locate an installer near you.



evolution™ 200 SINGLE SPAN SYSTEMS

DBI-SALA™ is also able to supply a high-tension system capable of spanning up to 200 ft. when anchored to our StrongArm™ frames. The evolution™ 200 system is ideal when the work site cannot accommodate frequent intermediate supports without interfering with production activities.

Call us today for details.

HORIZONTAL SYSTEMS

TRAM™

TRAM™ fall protection systems provide a safe means for workers to access and work on the top of all types of road tankers, ISO tanks, and static tanks for various industrial, mining, defense and transportation applications. The TRAM™ system is comprised of the TRAM™ unit, harness, rail and mounting hardware, providing the user with an ideal system of mobility, stability and restraint. It prevents falls from the platform or walkway, but also protects the user during the critical transition between the ladder and the work surface.

BRAKE AND CLUTCH LEVERS

Allows operator to quickly and easily reposition arm and base or lock in place.

TRAM™ ARM

Three position settings – vertical, horizontal and 45 degrees for complete protection from ladder transition to platform.

ANCHOR POINTS

Built-in for simple and fast tie-off and protection.

GAS PISTON

Controls pivoting to assist user in the transition between ladder and walkway.

RAIL

Stainless steel with welded cleats attaches to the vehicle or equipment via mounting.

BASE

Adjustable rollers ensure smooth operation and allow for easy installation.

EASY AS

STEP ONE

Clip onto TRAM™ while climbing on the ladder.



STEP TWO

Safely transition to top of container.



STEP THREE

Move along top and conduct work.



TRAM™ MOBILE

A mobile TRAM™ system incorporates a rail that allows the TRAM™ arm to travel from one end to the other on a work platform. The TRAM™ can be customized with a rotating base or extended arm to provide ultimate reach. The rail length is custom-based on your application.

7301101 Mobile TRAM™ standard unit, left hand

7301102 Mobile TRAM™ standard unit, right hand

7301103 Mobile TRAM™ standard unit, extended arm, left hand

7301104 Mobile TRAM™ standard unit, extended arm, right hand

7301105 Mobile TRAM™ rotating base

7301106 Mobile TRAM™ rotating base, shortened arm

7301107 Mobile TRAM™ rotating arm

7301108 Mobile TRAM™ extended rotating arm



TRAM™ FIXED

The fixed TRAM™ consists of a pivoting arm without a rail and is used in applications where movement along a specified path is not needed. A rotating arm can be added to provide greater access to the designated work area.

7301200 Fixed TRAM™ base, left hand

7301201 Fixed TRAM™ base, right hand

7301202 Fixed TRAM™ base, rotating arm

7301203 Fixed TRAM™ base, extended rotating arm

7301204 Fixed TRAM™ base, extended arm, left hand



ISO CONTAINER TRAM™

The system is comprised of a rail-mounted TRAM™ unit fixed to a transportation frame. The frame is lifted into place by a forklift and then locked into position at the ISO connections. It can be supplied with or without a ladder and walkway.

7301001 ISO Container TRAM™, 20 ft. (6.1m) with walkway and ladder.



1102245

DELTA™ TRAM™ HARNESS

Back and side D-rings with 2 ft. (0.6m) side positioning lanyards, pass thru legs. (Universal size)

1102246 Small

1102247 Large



1102264

EXOFIT™ TRAM™ HARNESS

Back and side D-rings with 2 ft. (0.6m) side positioning lanyards, quick connect buckles. (XLarge)

1102261 Small

1102262 Medium

1102263 Large



1231637

TRAM™ LANYARD

Adjustable TRAM™ positioning lanyard with snap hook at one end, carabiner at other x 2 ft. (0.6m). For use with your existing harness.



THE MORE YOU
TRUST AN ANCHOR,
THE MORE YOU
ENJOY THE VIEW.



Smart guys look at DBI-SALA™
anchorage connectors first.

In the excitement of the moment,
remember that each DBI-SALA™
anchorage connector has been
rigorously tested to meet or exceed
OSHA and ANSI standards. We offer
the most complete line of anchorage
connectors available today, so you'll
always find the best product to meet
the demands of your job.

Most Anchors Equipped with



TYPES OF ANCHORS

Your choice of anchor depends on the type of work being done. Anchorages are sold by what they connect to (general/all purpose, steel, concrete, roof or specialty), whether they are fixed or mobile, and whether they are permanent or portable. They all must provide a secure point of attachment for a complete personal fall arrest system, and must be capable of supporting a load of 5,000 lbs. (22kN) or of meeting OSHA's criteria of a 2-to-1 safety factor.



GENERAL (ALL-PURPOSE)

Portable anchors used in a variety of applications. Many are "choker" style, designed to provide a safe and easy way to anchor a fall protection device to an overhead location that is beyond normal reach.



STEEL

Our anchors for steel are lightweight and easily installed. A variety of portable, permanent, mobile and fixed anchors are available for connection to I-beams and other steel structures.

CONCRETE

These rugged and extremely abrasive resistant portable and permanent anchors are specifically designed to be attached to concrete structures including walls, floors, decks and columns.



ROOF

A variety of portable and permanent roof anchors for residential and commercial, as well as for flat or sloped roofs, are available. These specialized anchors will keep you safe without causing damage to the structure.



SPECIALTY

Specifically designed to attach to challenging anchorage structures, these devices are unique. If you can't find a suitable anchor for your application, call us and we'll work together to provide a solution.

GENERAL ANCHORAGE CONNECTORS

Extremely versatile anchors are simply choked-off to the anchorage structure, to provide a fast and safe 5,000 lb. (22kN) tie-off point for your personal fall protection system.



1003000

WEB TIE-OFF ADAPTOR

Pass thru design. 1-3/4" polyester strength member with 3" wide polyester wear pad x 3 ft. (0.9m).

1003006 Web tie-off adaptor, pass thru type x 6 ft. (1.8m)

1002103 Adjustable web tie-off adaptor, pass thru type x 3 ft. (0.9m)

1002106 Adjustable web tie-off adaptor, pass thru type x 6 ft. (1.8m)

1002202

KEVLAR® TIE-OFF ADAPTOR

Kevlar® web is ideal for high heat environments, pass-thru type with 1-3/4" polyester strength member x 6 ft. (1.8m).

1002200 Kevlar® tie-off adaptor, pass thru type x 3 ft. (0.9m)

1002201 Kevlar® tie-off adaptor, pass thru type x 4 ft. (1.2m)



5900550

CABLE TIE-OFF ADAPTOR

Pass thru design. 7x19-3/8" (9.5mm) stainless steel cable with O-rings x 4 ft. (1.2m).

5900551 Cable tie-off adaptor, pass thru type x 6 ft. (1.8m)

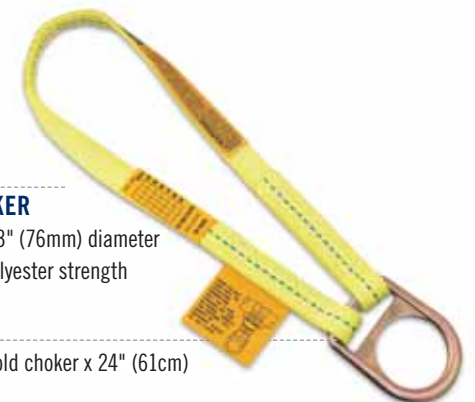


1201390

WEB SCAFFOLD CHOKER

Choker style attaches to 3" (76mm) diameter anchorage. 1" (25mm) polyester strength member x 17" (43cm).

1201391 Web scaffold choker x 24" (61cm)



SAFLOK™ CARABINERS

Saflok™ carabiners are the unsung heroes of most safety systems. They securely attach one component to another and offer maximum strength – 5,000 lb. (22kN) minimum breaking strength and 3,600 lb. (16kN) gate strengths. Designed for easy securing, they are self closing and self locking to keep all components of your safety system firmly attached, including you!

2000112

SAFLOK™ CARABINER

Steel carabiner with 3,600 lb. (16kN) self closing/locking gate, 11/16" (17.5mm) opening.

2000113

SAFLOK™ CARABINER

Steel carabiner with 3,600 lb. (16kN) self closing/locking gate, 1-3/16" (30mm) opening.

2000114

SAFLOK™ CARABINER

Steel carabiner with 3,600 lb. (16kN) self closing/locking gate, 2-3/16" (55.5mm) opening.

2000200

SAFLOK™ CARABINER

Stainless steel carabiner with 3,600 lb. (16kN) self closing/locking gate, 11/16" (17.5mm) opening.

2000300

SAFLOK™ CARABINER

Steel carabiner with 3,600 lb. (16kN) self closing/triple-action locking gate, 2" (50.8mm) opening.

2000301

SAFLOK™ CARABINER

Stainless steel carabiner with 3,600 lb. (16kN) self closing/triple-action locking gate, 2" (50.8mm) opening.



STEEL ANCHORAGE CONNECTORS

Extremely versatile anchors for steel are lightweight and compact, providing an easy to install and safe 5,000 lb. (22kN) tie-off point for your personal fall protection system.

2104700

GLYDER™ 2 SLIDING BEAM ANCHOR

Provides complete horizontal mobility on I-beams, attach overhead or at your feet (use with Force2™ shock absorbing lanyard when used at your feet).

- Wear pads eliminate metal-to-metal contact, for smooth operation
- Integrated ratcheting adjustment system for easy installation
- Dual beam grip adjustment prevents twisting and turning
- Extremely lightweight at only 3.7 lbs. (1.66kg)
- User capacity of 420 lbs. (189kg)
- Fits flange 3-1/2" to 14" wide and up to 1-1/4" thick



2110941

GLYDER™ SLIDING BEAM ANCHOR

The original Glyder™ has most of the features of Glyder™ 2, except the adjustment system is detent pin type and fits larger beam sizes. Fits flange 6"-18" wide and up to 2-1/2" thick.



2108406

FIXED BEAM ANCHOR

It installs in seconds to the beam structure in any orientation, with final tightening using a built-in adjustment handle. Ideal as a single-person anchor point or as end-anchors for a Sayline™ horizontal lifeline system. Fits up to 1-1/2" thick beam flange, 2-1/2" to 12" wide.

2108407 Fixed Beam Anchor, fits up to 1-1/2" thick x 2-1/2"-18" wide beam flange

2108408 Fixed Beam Anchor, fits up to 1-1/2" thick x 2-1/2" -24" wide beam flange

2108410 Fixed Beam Anchor, fits up to 1/2" to 2-1/2" thick x 12"- 36" wide beam flange

2103143

TROLLEY FOR I-BEAM

The trolley is for use with self retracting lifelines on horizontal beams and has been engineered for ease-of-use and superior performance. Glides effortlessly along the beam and provides horizontal mobility.

- Attachable anywhere along beam, including midpoint
- Non-corrosive double-shielded wheel bearings are maintenance free
- Trolley Guards protect the wheels from damage and keep beam clear of debris
- Fits 3" to 8" flange width thickness up to 11/16"

2103147 Trolley for I-Beam, all stainless steel, fits 3" to 8" flange width thickness up to 11/16"

2101630

D-RING ANCHORAGE PLATE

The D-ring anchorage plate can be bolted or welded to a structure, offering a compact, reliable connection point for your fall protection system.

- Two 1/2" diameter attachment holes
- Cadmium plated steel D-ring
- 304 stainless steel anchorage plate
- Plate size: 1/4" x 2" x 4-1/2"



2101634 D-ring Anchorage Plate with cadmium plated steel D-ring, raw steel anchorage plate

2101636 D-ring Anchorage Plate with 304 stainless steel D-ring and anchorage plate

2101638 D-ring Anchorage Plate with 316 stainless steel D-ring and anchorage plate

2104550

STEEL PLATE ANCHOR

This plate anchor offers a compact, reliable attachment to 3/8" to 1" thick plate steel for connecting your lanyard, vertical lifeline system or self retracting lifeline.

- Easy to use set-screw design ensures positive and safe connection
- Complete with integral D-ring tie-off point
- Durable, corrosion resistant zinc plated steel construction



CONCRETE ANCHORAGE CONNECTORS

Extremely versatile anchors for concrete are lightweight and compact, providing an easy-to-install and safe 5,000 lb. (22kN) tie-off point for your personal fall protection system.

2100085

SAFLOK™ CONCRETE WEDGE ANCHOR

Portable and reusable concrete anchor installs quickly and easily using standard concrete tools, providing a fast and safe tie-off point.

- Exclusive quick-release button for fast removal
- Unique forged connection ring provides a compatible tie-off point
- Shielded load cable and chock release cables
- Exclusive pivoting easy-grip handle



2100101

SAFLOK™ TOGGLE ANCHOR

Portable and reusable anchor installs in just seconds to concrete or steel for horizontal, vertical, or overhead applications, providing a compatible, fast and safe tie-off point.

- Activator cable provides toggle mode selection (Open or Lock)
- Toggle position indicator visually notifies user if locked or unlocked
- Swiveling D-ring provides a compatible tie-off point



2100050

CONCRETE ANCHOR STRAP

Our disposable concrete anchor strap provides a temporary anchorage on concrete forms and is extremely easy to install and use.

- Loop slips over rebar, then concrete is poured over
- When no longer needed, simply cut strap and discard
- Durable 1-3/4" polyester construction x 3-1/2 ft. (1m)
- Full length wear pad for abrasion resistance
- D-ring provides compatible tie-off point



2100053 Concrete anchor strap with D-ring, 48" (1.2m)

2100061 Concrete anchor strap, no D-ring, 3-1/2 ft. (1m)



2104560

CONCRETE D-RING ANCHOR

A simple, versatile and safe concrete anchor solution for use in temporary or permanent applications provides a safe tie-off point.

- Reusable D-ring assembly
- Rugged design for harsh environments
- Safe "hook-up" indicator notifies user of proper installation
- Install into 11/16", 18mm or 3/4" holes – only standard drill bits needed



2104561 Concrete D-ring Anchor with 5 additional bolts

2104562 Concrete D-ring Anchor with 11 additional bolts

2100066 10-pack of replacement bolts for concrete D-ring anchor

2101004

CONCRETE DETENT ANCHOR

A versatile, simple and safe concrete anchor utilizing pre-installed sockets enables the user to connect and disconnect from the anchorage by simply pressing a button.

- Use for floor, wall or ceiling type applications
- Provides convenient tie-off points wherever needed
- Push-button operation for fast and easy operation
- Socket includes cover cap to hide recess, blending into the decor



2101000 Concrete detent socket and cap only

2101002 Concrete detent pin only




2105500

CONCRETE LEADING EDGE TRIPOD

This anchor provides workers with a quick, easy and safe anchorage point during pre-cast concrete work.

- For use with 3504500 Ultra-Lok™ Leading Edge SRL (see page 57)
- Swivels 360 degrees offering complete freedom of movement
- Also use as end anchors for a temporary horizontal lifeline
- Built-in ratchet securing system – no special tools required



8523178

CONCRETE PARAPET ANCHOR

Portable anchorage connector developed for use in locations where a low parapet wall provides an anchor site for a shock absorbing lanyard or self retracting lifeline.

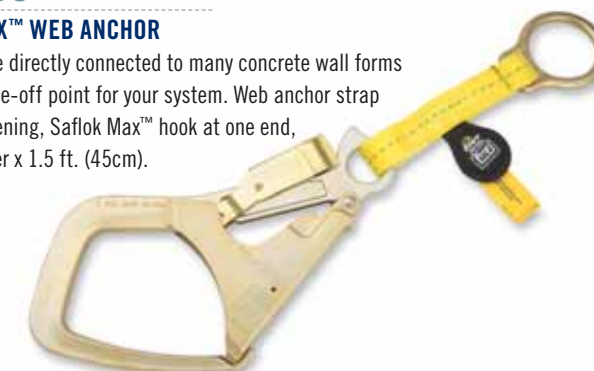
- Non-penetrating design eliminates site damage
- Adjustment range 1" to 14.5" wide
- No tools required for installation



1231305

SAFLOK MAX™ WEB ANCHOR

Anchor can be directly connected to many concrete wall forms to provide a tie-off point for your system. Web anchor strap with large opening, Saflok Max™ hook at one end, D-ring at other x 1.5 ft. (45cm).





ROOF ANCHORAGE CONNECTORS

When you're out on the wood or steel roof of a residential or commercial structure, whether flat or sloped, your fall protection system needs specialized components to keep you safe without causing damage to the structure. Our easy-to-use kits and anchorage devices provide the perfect solution and meet the latest OSHA and ANSI standards.

2104168

ROOFER'S FALL PROTECTION KIT

Complete fall protection system in a bag for convenient compliance and safety on the job. Kit includes:

- Reusable Roof Anchor (2103673)
- Full Body Harness (1103513)
- Rope Adjuster with Shock Absorbing Lanyard (1224005)
- Lifeline x 50 ft. (1202794)
- Counterweight (5901583)
- Carrying Bag (9511597)



2104169 Roofer's Fall Protection Kit with 2103676 Roof Anchor

7611904

ROOFER'S FALL PROTECTION KIT

Complete fall protection system in a bag for convenient compliance and safety on the job. Kit includes:

- Two Reusable Roof Anchors (2103673)
- Full Body Harness (1103513)
- 50 ft. Sayflite™ Horizontal Lifeline System (7600511)
- Rope Adjuster with Shock Absorbing Lanyard (1224005)
- Lifeline x 50 ft. (1202794)
- Counterweight (5901583)
- Carrying Bag (9511597)



7600511 Roofer's Fall Protection Kit with 50 ft. Sayflite™ system, two reusable roof anchors and bag



2103690


3-MAN REUSABLE SWIVELING ROOF ANCHOR

Provides 360 degrees of mobility and protection for up to three workers on sloped wood roofs. For ultimate mobility, use with 30 ft. 3504430 or 50 ft. 3504450 Ultra-Lok™ SRL (order separately).

2105683

REUSABLE SWIVELING ROOF ANCHOR

Provides 360 degrees of mobility and protection on sloped or flat wood and metal decking. For use with 30 ft. 3504430 or 50 ft. 3504450 Ultra-Lok™ SRL (order separately). Also can be used as end-anchors for horizontal lifeline system.



3505694

REUSABLE SWIVELING ROOF ANCHOR

Provides 360 degrees of mobility and protection on sloped wood roofs. Includes 30 ft. 3504430 Ultra-Lok™ SRL.

3505695 Reusable swiveling roof anchor with 50 ft. 3504450 Ultra-Lok™ SRL



2103673

PORTABLE REUSABLE ROOF ANCHOR

For use on flat or sloped wood roofs. Installs with twelve 16D nails or six 1/4" x 2-1/2" bolts. Can be used with horizontal lifeline systems for added versatility.



2103676

PORTABLE REUSABLE ROOF ANCHOR

For use on flat or sloped wood roofs. Installs with 20 ea. 16D nails. Simple hinge style design is extremely easy to transport, install, dismantle and store.



2103677

PORTABLE REUSABLE ROOF ANCHOR

For use on flat or sloped wood roofs. Installs with three grade 5, 5/16" x 3" min. lag screws. Compact design is extremely easy to transport, install, dismantle and store.



2104541

DETACHABLE ROOF ANCHOR WITH FLASHING

Removable D-ring assembly allows you to leave behind the clamp assembly and then shingle over it, reusing the D-ring at another location. Fits 2x6 to 2x8 roof truss, joist or rafter.



2104540 Detachable Roof Anchor, fits 2x4

2104542 Detachable Roof Anchor, fits 2x10 to 2x12

2103670

PERMANENT ROOF ANCHOR WITH FLASHING AND CAP

Clamps onto roof truss up to 2" x 8" size and comes complete with flashing to prevent leakage and D-ring cap for aesthetics. Provides fall protection during initial construction as well as for future homeowner.




2103671 Permanent Roof Anchor with Flashing and Cap, fits 2x10 to 2x12

2103675

PORTABLE/REUSABLE STANDING SEAM ROOF ANCHOR

Attaches to sloped or flat structural standing seam roofs. Telescoping adjustment fits 24", 30", 32" and 36" seam spacing. Swivels 360 degrees and designed for use with Ultra-Lok™ Leading Edge SRL (order SRL separately).



7255000

FREESTANDING COUNTERWEIGHT ANCHOR

Freestanding system is easily placed on top of the roof surface to provide a tie-off point for one worker. Complete with 16 ea. 45 lb. (20kg) counterweights and installs without penetrating the roof sheathing.



7200439 45 lb. (20kg) Single Replacement Counterweight

2100075

ROOF TOP ANCHOR FOR METAL, CONCRETE AND WOOD

Permanent anchor for 24 gauge or thicker corrugated metal decking with ribs 10" to 20" apart, 5/8" CDX plywood or concrete. Set-up for one or two users and incorporates load distributing design.



2100076

ROOF TOP ANCHOR FOR MEMBRANE AND BUILT-UP TYPES

Fastens through (up to 5.5") the membrane, insulation and into the metal sheathing, wood sheathing or concrete. The base is covered with the roofing material and weather sealed together. Incorporates load distributing design.



2100077 Roof Top Anchor for Membrane and Built-Up Roofs with 10.5" bolt kit

evolution™ HORIZONTAL LIFELINE SYSTEMS

These permanently installed systems are custom engineered for your jobsite. Ideal for roof areas that must be accessed on a regular basis, the system provides complete freedom of movement, hands free mobility and fall protection for multiple workers. Whether your need is for a straight, curved or combination system, we can custom design the perfect solution for your commercial roof application – call us today!



SPECIALTY ANCHORAGE CONNECTORS

These specialty anchors combine ease-of-use and strength to provide fall protection safety to match the task. They all have been rigorously tested to meet or exceed industry standards.

MOBI-LOK™ SELF CONTAINED VACUUM ANCHOR SYSTEMS

Provides a tie-off point on virtually any smooth, non-porous surface simply by flipping a switch and waiting for the green light.

- Fall arrest tested and approved, meeting OSHA, CE and AS/NZS
- Lightweight design (under 20 lbs.) for easy transport
- Fail-safe back-up systems with audio alarms and vacuum level indicator
- Rubber seals secure anchor without damaging surface
- Can be used with horizontal lifeline systems for added mobility for two workers

2200095

MOBI-LOK™ FOR GENERAL INDUSTRY

Self-contained vacuum anchor assembly with bottle attachment and carrying case. It is powered up with a single, on-board 48-cubic-inch compressed gas bottle (order separately) or a large capacity detached bottle, or shop air. Unit can also power one additional secondary pad.

2200094 Mobi-Lok™ general industry self contained vacuum anchor without bottle attachment

2200096 Mobi-Lok™ general industry self contained vacuum anchor secondary pad

2200108

MOBI-LOK™ FOR AVIATION INDUSTRY

Self-contained vacuum anchor assembly with bottle attachment and carrying case. It is powered up with a single, on-board 48-cubic-inch compressed gas bottle (order separately) or a large capacity detached bottle, or shop air. Unit can also power one additional secondary pad.

- EPDM rubber seals are Skydrol resistant.
- Aviation rated electronics are intrinsically safe.

2200107 Mobi-Lok™ aviation industry self-contained vacuum anchor without bottle attachment

2200109 Mobi-Lok™ aviation industry self-contained vacuum anchor secondary pad

Mobi-Lok™ 4-man 100 ft. (30m) and 150 ft. (45m) systems also available featuring twin horizontal lifeline systems.

MOBI-LOK™ ACCESSORIES

2200078

Compressed gas cylinder



2200086

Fill station, fills compressed gas cylinder 2200078 from bulk nitrogen cylinder.



2200130

Secondary pad hose x 50 ft. (15m). For connecting secondary pads to self-contained vacuum anchor.



1225013

FORCE2™ shock absorbing lanyard with web loop choker at one end, aluminum carabiner at other x 6 ft. (1.8m).



2200400

Sayline™ horizontal lifeline system x 40 ft. (12m). For connection between two or more pads to create continuous protection for two workers.



2200094



2200108



SAFLOK™ POLE ANCHOR SYSTEM 2104801

Provides pole climber with 100% fall protection, allowing installation of anchor and lifeline to top of pole from the ground. Quickly and safely climb prior to connecting work positioning system.

- Compatible with most hot stick poles
- Includes anchor tube with installation/removal tool
- 80 ft. (24m) 5/8" (16mm) dielectric rope and two carabiners
- Rope grab with shock absorbing lanyard
- Chain tensioner, web loop and carrying bag



2104800 Saflok™ pole anchor system with anchor tube, installation/removal tool, 80 ft. (24m) 5/8" (16mm) dielectric rope, carabiner, rope grab with shock absorbing lanyard and carrying bag.



2100090

PERIMETER LIMITER LEADING EDGE ANCHOR

Freestanding, non-penetrating anchor is ideal for concrete decking construction and provides overhead anchorages for up to 2 users.

- Large foam filled trailer tires won't go flat and will provide easy movement
- Rotating 7.5 ft (2.3m) mast and anchorage arm for added freedom of movement
- Pre-drilled holes for accessory rescue winches or jobsite boxes
- Additional weights and taller mast can be added for jobsite flexibility

2100091 9-1/2 ft. mast for perimeter limiter

FIRST-MAN-UP™ REMOTE ANCHORING SYSTEM



2104527

Provides a safe means to anchor a fall protection device to an overhead location beyond normal reach.

- Pole adjusts from 6 to 12 ft. (1.8 to 3.6m)
- Tie-off adapter tool for installation of anchorage device
- Hook attachment tool for installation of 3,600 lb. gated snap hooks
- Tie-off adapter x 3 ft. (0.9m) and carrying bag

2104528 First-Man-Up™ System with 8-16 ft. (2.4-4.8m) adjustable pole

2104529 Snap hook connector tool for 3,600 lb. gated hooks

2104530 First-Man-Up™ System, 6-12 ft. (1.8-3.6m) adjustable pole with original and 3,600 lb. gated hook tools

2104531 First-Man-Up™ System, 8-16 ft. (2.4-4.8m) adjustable pole with original and 3,600 lb. gated hook tools



2100080

DOOR/WINDOW JAMB ANCHOR

Non-penetrating anchor is lightweight and portable, requiring no tools for attachment. Adjustable opening ranging from 21.5" to 51.5" (54.6cm to 130.8cm). Rated for 3,600 lbs. (16kN).



PROBLEMS ARE JUST SOLUTIONS WITHOUT PART NUMBERS.



DBI-SALA™ has created a proven process for developing unique solutions. Whether it's an existing or modified product, or an entirely new design, DBI-SALA™ always meets the requirements of your specific application.

Each custom solution is driven by our customers' needs and is dependent on the industry, environment and specific design constraints, including government standards. Give DBI-SALA™ a call today. We may already have an existing system that will meet your needs. If not, our experts will walk you through a simple 3-step process to assure you receive the right product for your application.



STEP 1: DESIGN

A custom access concept rendering is created, based upon your specific application.



STEP 2: ENGINEERING

Engineers structurally analyze and produce drawings to exact specifications for your approval.



STEP 3: FABRICATION

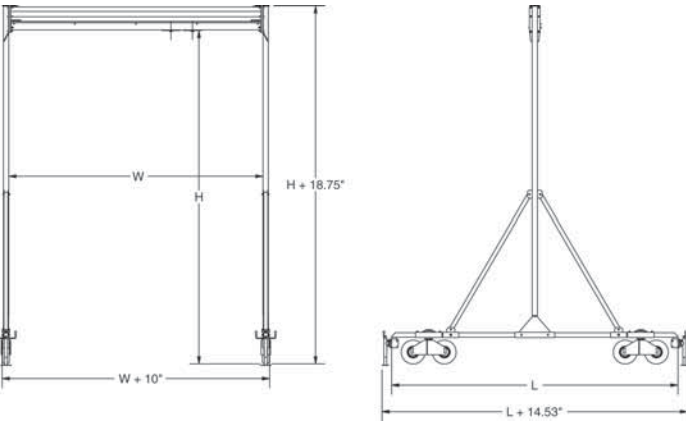
Expert welders and fabricators bring your project to life. And we deliver your custom access solution.

Contact DBI-SALA™ today. We'll demonstrate just how effective it can be to partner with an organization that truly understands your need for safe and reliable custom access solutions.



FLEXIGUARD™ A-FRAME RAIL FAS

The FlexiGuard™ A-Frame Rail Fall Arrest System (FAS) provides a secure anchor point, in a portable structure, for increased worker mobility and protection. Depending on the configuration, this system has the capacity to provide fall protection for up to 4 workers and can be easily moved from jobsite to jobsite. It provides safe and reliable fall protection where you need it, when you need it.



STANDARD SYSTEM DIMENSIONS

W	Maximum Width	up to 34 ft. (10.36m)
H	Maximum Height	up to 30 ft. (9.14m)
L	Maximum Length	up to 19 ft. (5.8m)
	Maximum Number Of Users	4

Measurements above are for standard systems – custom systems also available.



DURABLE

- Powder coated T 6061 lightweight aircraft aluminum and steel
- Rigid gusseted support for extra tall and wide applications
- Wheels: Heavy-duty urethane or foam filled pneumatic (won't go flat)
- Rail: Maintenance free extruded aluminum rail for free gliding trolleys

PORTABLE

- Lightweight design – easily moved by two people
- Indoor and outdoor use
- Heavy-duty stabilization jacks
- Visual level indicators (vertical uprights)

FLEXIBLE

- Dual enclosed fall arrest rails allow for bypass of workers
- Fixed height or adjustable height systems available
- Capacity for up to 4 workers depending on configuration
- Wide user footprint with overhead rails 34' (10.36 m) wide
- High clearance for tall work surfaces, 30' (9.14 m) anchor height
- Mobile anchor point can be relocated

CUSTOM

- Custom designs available to meet your specific requirements
- Specialized installation, supervision and training are available with every solution
- Call DBI-SALA™ for custom product details

FLEXIGUARD™ BOXED-FRAME RAIL FAS

The FlexiGuard™ Boxed-Frame Rail Fall Arrest System (FAS) provides a convenient means of securing a rigid rail in areas with limited space or inadequate overhead structure. These frames can be custom built to accommodate a specific area or piece of equipment. Permanent mounted and portable systems are available depending on your application needs.



DURABLE

- Powder coated T 6061 lightweight aircraft aluminum and steel
- Rigid gusseted support for extra tall and wide applications
- Wheels: Heavy-duty urethane or foam filled pneumatic (won't go flat)
- Rail: Maintenance free extruded aluminum rail for free gliding trolleys

PORTABLE

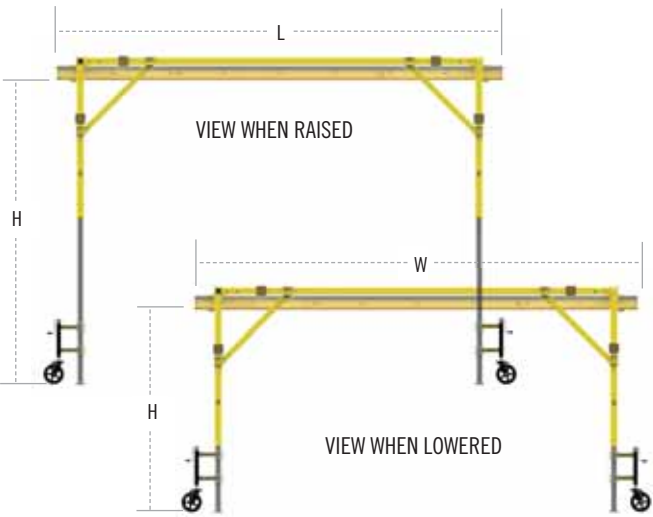
- Lightweight design – easily moved by two people
- Ability to reposition with forklift or overhead crane
- Heavy-duty stabilization jacks
- Visual level indicators (vertical uprights)

VERSATILE

- Indoor and outdoor use
- Portable or fixed solutions available
- Multiple overhead anchor points
- Systems can be combined to cover larger work area
- Rail runs parallel to a load, giving a larger area of coverage
- Minimal fall clearance required with SRL and rigid rail design

CUSTOM

- Custom designs available to meet your specifications
- Specialized installation, supervision, and training are available with every solution
- Call DBI-SALA™ for custom product details



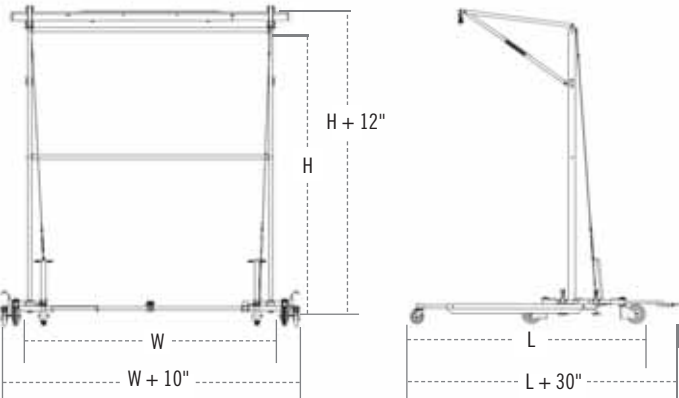
STANDARD SYSTEM DIMENSIONS

W	Maximum Width	up to 24 ft. (7.32m)
H	Maximum Height	up to 25 ft. (7.62m)
L	Maximum Length	up to 60 ft. (18.29m)
	Maximum Number Of Users	4

Measurements above are for standard systems – custom systems also available.

FLEXIGUARD™ C-FRAME RAIL FAS

The FlexiGuard™ C-Frame Rail Fall Arrest System (FAS) is a versatile solution for working at heights. It's designed to be moved manually or with use of a tow bar and service vehicle. The C-Frame Rail FAS will require some clearance under the equipment being accessed, to accommodate for outrigger supporting legs.



Typical Dimensions (Height x Length x Width)

- Standard rail widths of 10' (3.05m), 15' (4.57 m), and 20' (6.10m)
Custom widths are also available
- Height adjustable options from 12' (3.66 m) to 18' (5.49 m), 16' (4.88m) to 26' (7.93m) and 20' (6.10m) to 34' (10.36m)
- Fixed Height anchorage options up to 28' (8.53m) also available

STANDARD SYSTEM DIMENSIONS

W	Maximum Width	up to 20 ft. (6.1m)
H	Maximum Height	up to 34 ft. (10.36m)
L	Maximum Length	up to 18 ft. (5.49m)
	Maximum Number Of Users	2

Measurements above are for standard systems – custom systems also available.

DURABLE

- Powder coated T 6061 lightweight aircraft aluminum and steel
- Rigid gusseted support for extra tall and wide applications
- Wheels: Heavy-duty urethane or foam filled pneumatic (won't go flat)
- Rail: Maintenance free extruded aluminum rail for free gliding trolleys

PORTABLE

- Lightweight design – easily moved by two people
- Tow bar option allows for repositioning by forklift or other service vehicle
- Heavy-duty stabilization jacks
- Visual level indicators

VERSATILE

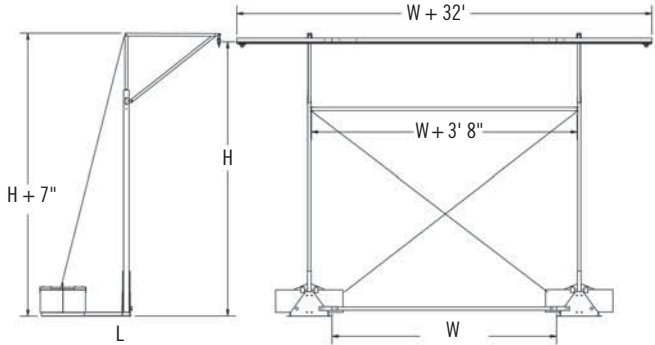
- Indoor and outdoor use
- Portable or fixed solutions available
- Adjustable or fixed height designs available
- Multiple overhead anchor points
- Rail runs parallel to a load, providing a large working area
- Numerous wheel options available for varying work surfaces
- Minimal fall clearance required with SRL and rigid rail design

CUSTOM

- Custom designs available to meet your specifications
- Specialized installation, supervision and training are available with every solution
- Call DBI-SALA™ for custom product details

FLEXIGUARD™ COUNTERWEIGHT RAIL FAS

The FlexiGuard™ Counterweight Rail Fall Arrest System (FAS) is designed to use a FlexiGuard™ or customer-specified counterweight to extend an anchor point over a work surface. As a result, the system can be positioned close to equipment or structure without obstructing access.



Typical Dimensions (Height x Length x Width)

- Unit base sizes dependent on length and width of rails. Bases can be as small as 6' (1.83m) by 6' (1.83m) to as large as 24' (7.32m) by 8' (2.44m).
- Custom trailer mounted systems can be as long as 52' (15.85m).

STANDARD SYSTEM DIMENSIONS

W	Maximum Width	up to 52 ft. (15.85m)
H	Maximum Height	up to 25 ft. (7.62m)
L	Maximum Length	up to 40 ft. (12.19m)
	Maximum Number Of Users	2

Measurements above are for standard systems – custom systems also available.

DURABLE

- Powder coated T 6061 lightweight aircraft aluminum and steel
- Rigid gusseted support for extra tall and wide applications
- Wheels: Heavy-duty urethane or foam filled pneumatic (won't go flat)
- Rail: Maintenance free extruded aluminum rail for free gliding trolleys

PORTABLE

- Ability to reposition with forklift
- Trailer mounted designs for easy mobility

VERSATILE

- Indoor and outdoor use
- Portable or fixed solutions available
- Multiple overhead anchor points
- Leveling pads for uneven surfaces
- Rail runs parallel to a load, giving a larger area of coverage
- Does not require engineered piles or costly foundation installation
- Standard counterweights available
- Additional length can be added by joining multiple systems

CUSTOM

- Customer specified counterweight options
- Custom designs available to meet your specifications
- Specialized installation, supervision and training are available with every solution
- Call DBI-SALA™ for custom product details

FLEXIGUARD™ CUSTOM RAIL FAS

The FlexiGuard™ Custom Rail Fall Arrest System (FAS) is a rigid system that eliminates sag and deflection. It's an ideal solution for applications with minimal fall clearances and reduces the chance of multiple chain reaction falls sometimes associated with flexible cable horizontal lifeline systems. The Custom Rail FAS provides a large working area for multiple operators, while minimizing costs.



DURABLE









- Maintenance free shielded rail design
- Weather resistant anodized extruded aluminum
- Built-in trolley glides effortlessly along rail for smooth operation

VERSATILE

- Junction box allows for directional change at any angle with multiple rails
- Unlimited length of continuous rail with sufficient support
- Can be mounted to wall, ceiling or various other overhead structures
- Trolleys can work with carabiners or snap hooks
- Rail can be mounted in any direction
- Rated for multiple users
- For outdoor or indoor use
- Minimal training required
- Rigid rail has no deflection or sag, reducing fall clearance requirements

CUSTOM

- Custom designs available to meet your specifications
- Specialized installation, supervision and training are available with every solution
- Call DBI-SALA™ for custom product details

NUMBER OF USERS / WORKING LOAD					
Span	1 USER 1800 lbs (816kg)	2 USERS 3,600 lbs (81,633kg)	3 USERS 5,400 lbs (2,449kg)	4 USERS	
8 ft. 2.44m				Call DBI-SALA™ for details	
16 ft. 4.88m					
24 ft. 7.32m		Note: <ul style="list-style-type: none">▪ Anchor points must be capable of supporting working load times safety factor▪ Shock absorber and/or SRL required▪ Safety Factor: 2:1 Minimum▪ Consult the manufacturer for more details			
32 ft. 9.76m					

FLEXIGUARD™ LADDER FAS

The FlexiGuard™ Ladder Fall Arrest System (FAS) combines easy access to elevated work areas, with 100% fall protection. Operators are protected from the ground up, for the duration of the work being performed. System configurations may include, but are not limited to, guardrails, SRLs, or confined space equipment.



DURABLE

- Powder coated T 6061 lightweight aircraft aluminum and steel
- Foam protected non-slip platform
- Wheels: Heavy-duty urethane or foam filled pneumatic (won't go flat)
- 100% fall arrest rated tie-off from the ground up

PORTABLE

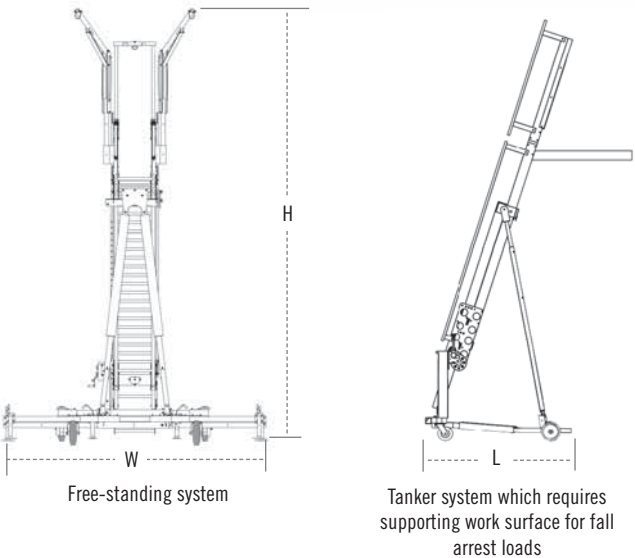
- Quick assembly and positioning allows for utilization across facility
- Towable design for easy mobility
- Lightweight design is easy to move by hand
- Heavy-duty stabilization jacks

VERSATILE

- Indoor and outdoor use
- Portable or fixed solutions available
- Multiple overhead anchor points based on design
- Collapsible design for storage or transportation
- Adjustable handrails
- Several standard height options available

CUSTOM

- Various guardrail configurations available
- Custom designs available to meet your specifications
- Specialized installation, supervision and training are available with every solution
- Call DBI-SALA™ for custom product details



STANDARD SYSTEM DIMENSIONS		
W	Maximum Width	up to 20 ft. (6.10m)
H	Maximum Height	up to 39 ft. (11.90m)
L	Maximum Length	up to 18 ft. (5.49m)
	Maximum Number Of Users	2

Measurements above are for standard systems – custom systems also available.

IF YOU HAVE THE GUTS TO GO IN, WE'LL GET YOU OUT.



When it comes to confined space entry/rescue, it is essential that equipment operates perfectly and quickly. DBI-SALA™ has an extensive line of rescue and retrieval systems with decades of proven field service.

Safety engineers and site directors trust DBI-SALA™ for the type of high quality, rugged systems that will ensure top performance when it is needed the most. Our systems meet applicable industry standards. We also customize solutions to suit customer needs. Call DBI-SALA™ today.

WHAT TO LOOK FOR IN A CONFINED SPACE RESCUE SYSTEM:

EASE-OF-USE

Your systems must provide you with the ability to handle a crisis simply, flawlessly and immediately. During an emergency, time is of the essence.

MECHANICAL SYSTEMS

Lifeline type and length are just a few of the options your system may need. In some situations, a back-up system may be required.

DURABILITY

All system components must be made from quality materials strong enough to endure rough handling and exposure to the elements.

VERSATILITY

Your system should be adjustable and adaptable to extreme environments and uneven terrain. A modular design is also helpful, allowing you to add to the system over time.

STRENGTH

Your system must be rated for your application, such as fall arrest, rescue, man-riding or material handling. Choose one that maximizes strength and minimizes weight.

PORTABILITY

Your system should be lightweight, easy to transport, set-up and store. Remember in an emergency situation, every second counts.



ADVANCED DAVIT ARM SYSTEM COMPONENTS

Variable offset davits are designed for use where multiple offset masts are required. The variable offset masts may be equipped with front mounted and/or back mounted winches or SRLs and feature an anchor point rated up to 5,000 lbs. (22kN) depending on pin position. For applications with overhead clearance restrictions, the adjustable height of the variable offset masts can eliminate the need for custom length masts and mast extensions. Quick connect/release pins allow for fast and easy set-up, dismantle and transport.

VARIABLE OFFSET MAST
Adjustable length of davit ensures lifelines are always centered over confined space.

BUILT-IN PULLEYS
Route lifelines of two mechanical devices for smooth, efficient operation.

FALL ARREST ANCHORAGE
Up to a 5,000 lb. (22kN) rated anchor point for fall arrest device.

WINCH

Davits can be equipped with both primary and secondary (back-up) mechanical devices for added flexibility.

QUICK-MOUNTING BRACKETS
Simple detent style winch mounting brackets make installation fast and efficient. (See page 134 for options.)

3-WAY SRL

Davits can be equipped with both primary and secondary (back-up) mechanical devices for added flexibility.

ADJUSTABLE HEIGHT
Eliminates the need for custom length masts and extensions.



LOWER MAST EXTENSIONS
Allow the user to increase the overall anchorage height of the system.

BASE OPTIONS
Several portable and fixed base options are available for complete versatility.



8518385

ADVANCED ONE-PIECE ADJUSTABLE OFFSET DAVIT MASTS

ADJUSTABLE OFFSET DAVIT MAST	66" to 76" (167.6cm to 193cm)	78" to 88" (198.1cm to 223.5cm)	90" to 100" (228.6cm to 254cm)	69.5" to 87.5" (176.5cm to 222.2cm)	81.5" to 91.5" (207cm to 232.4cm)	93.5" to 111.5" (237.5cm to 282.2cm)
11-1/2" to 27-1/2" (29.2cm to 69.8cm)	8518382	8518383	8518384			
23-1/2" to 42-1/2" (59.7cm to 108cm)				8518385	8518386	8518387

ADVANCED TWO OR THREE-PIECE ADJUSTABLE OFFSET DAVIT MASTS & LOWER MAST EXTENSIONS

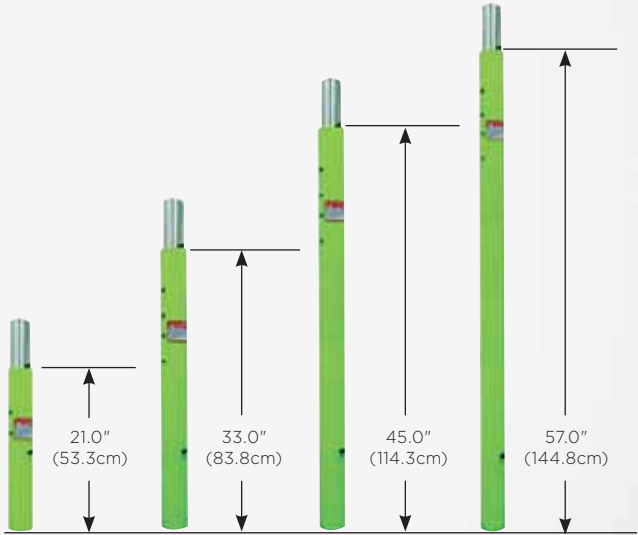
Customize either one of these davit masts with up to (2) lower mast extensions. The extensions provide the flexibility to change the overall mast height of your system. Custom lengths are also available. Call for details.



8518001
11-1/2" TO 27-1/2" ADJUSTABLE OFFSET DAVIT MAST (INCLUDES WINCH MOUNT BRACKET)
Combine this one-piece davit mast with any two (2) lower mast extensions to increase the anchorage height.



8518006
23-1/2" TO 42-1/2" ADJUSTABLE OFFSET DAVIT MAST (INCLUDES WINCH MOUNT BRACKET)
Combine this one-piece davit mast with any two (2) lower mast extensions to increase the anchorage height.



8518509	8518002	8518003	8518004
21" (53.3cm) Advanced lower mast extension	33" (83.8cm) Advanced lower mast extension	45" (114.3cm) Advanced lower mast extension	57" (144.8cm) Advanced lower mast extension

ADVANCED BAGS AND ACCESSORIES



8513330
CARRYING BAG
Bag with protective plastic liner for advanced adjustable offset davit masts.

8513564
Bag with protective plastic liner for advanced adjustable offset davit mast, with lower mast extension.



ADVANCED HOIST SYSTEMS

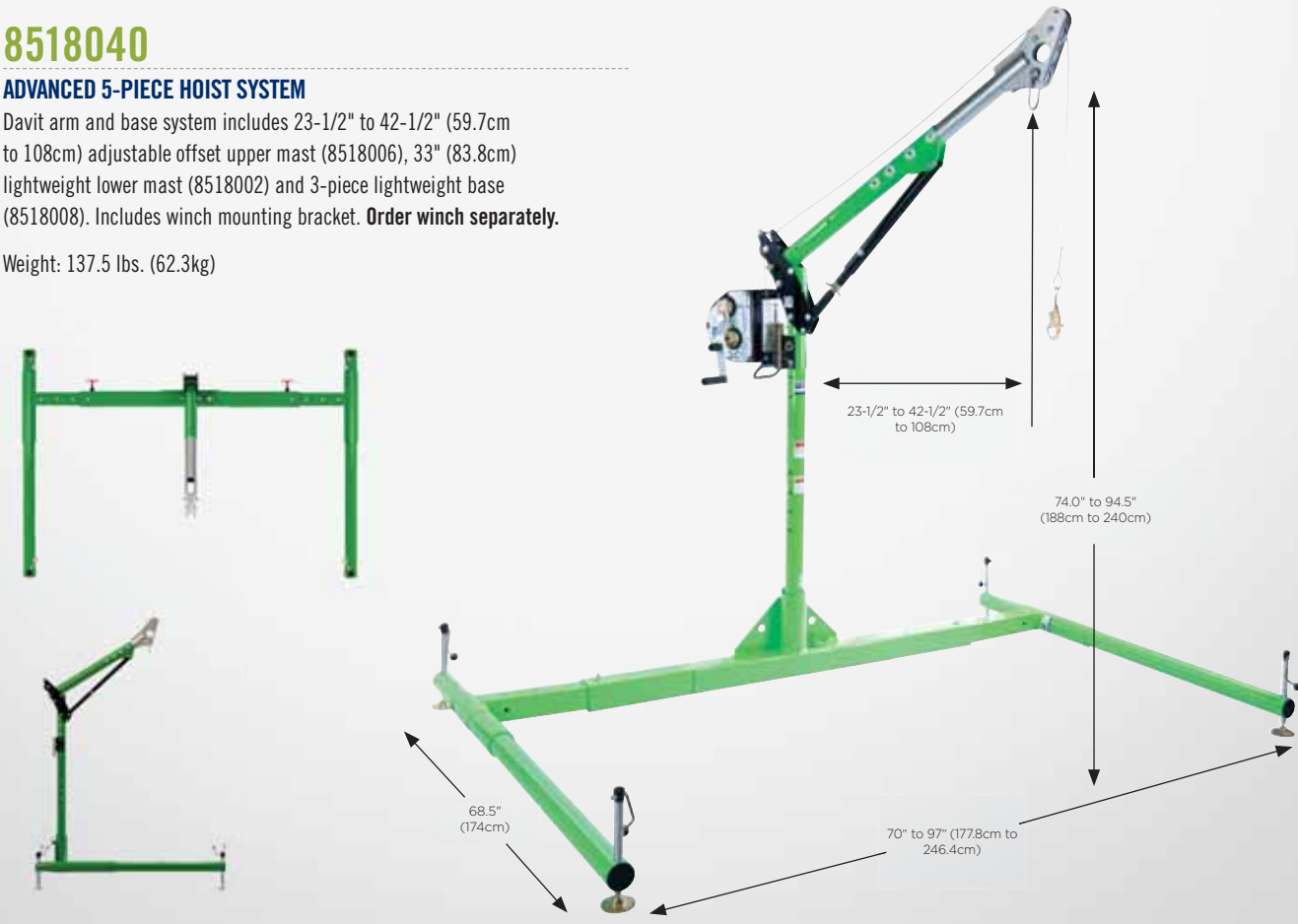
The Advanced Series Hoist Systems are designed for manhole and confined space entry/retrieval applications. These units are constructed of lightweight materials including high-strength aluminum. The davit pivots for ease-of-rescue and has adjustment for overhead clearance restrictions. The lower base adjusts to fit most standard entries. Many other portable and fixed bases are available to suit any jobsite need. If additional height is required, check out our lower mast extensions. If you don't see what you need, please call for your customized solution.

8518040

ADVANCED 5-PIECE HOIST SYSTEM

Davit arm and base system includes 23-1/2" to 42-1/2" (59.7cm to 108cm) adjustable offset upper mast (8518006), 33" (83.8cm) lightweight lower mast (8518002) and 3-piece lightweight base (8518008). Includes winch mounting bracket. **Order winch separately.**

Weight: 137.5 lbs. (62.3kg)



8518000

ADVANCED 5-PIECE HOIST SYSTEM

Davit arm and base system includes 11-1/2" to 27-1/2" (29.2cm to 69.8cm) adjustable offset upper mast (8518001), 33" (83.8cm) lightweight lower mast (8518002) and 3-piece lightweight base (8518005). Includes winch mounting bracket. **Order winch and SRL separately.**

Weight: 100 lbs. (45.5kg)

ADVANCED BAGS AND ACCESSORIES

8518270

ADVANCED 5-PIECE EQUIPMENT CART

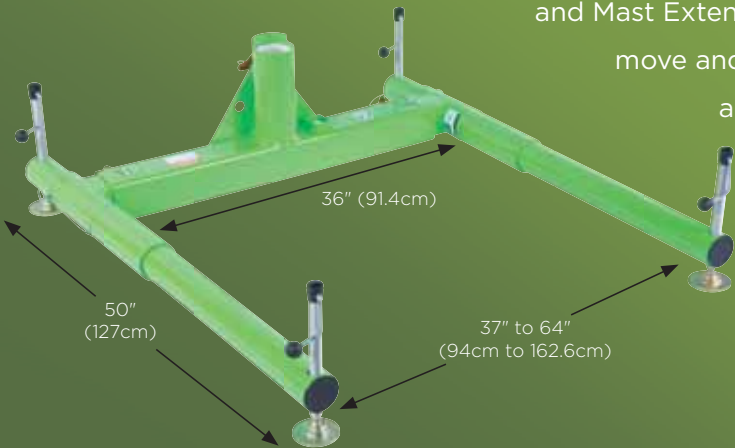
Transport the advanced 5-piece system with maximum ease over smooth or rough terrain. Ideal for tight storage situations.

8518513 Set of 2 carrying bags for 8518000 Advanced 5-Piece Hoist System



ADVANCED PORTABLE BASES

Advanced Portable Bases work with a variety of Advanced Davit Arm and Mast Extensions. Portable bases are ideal when you need to move and access various confined space areas. These bases are lightweight, easy to transport, set-up and use.



8518005

ADVANCED 3-PIECE PORTABLE BASE

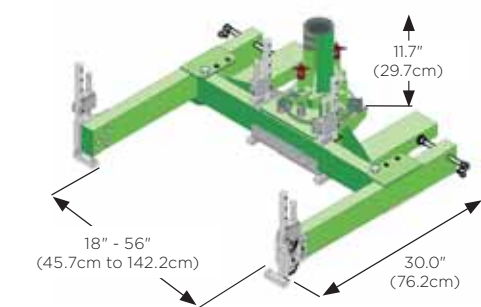
Adjustable base for 27-1/2" (69.8cm) maximum offset davit mast.

8518008 ADVANCED 3-PIECE PORTABLE BASE

Adjustable base for 42-1/2" (108cm) maximum offset davit mast.

8513565 CARRYING BAG

Bag with protective plastic liner for 8518005 3-piece davit base.

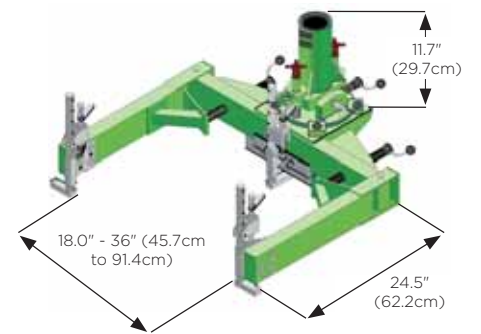


8519377

EXTERNAL TANK COVER

Comes with Adjustable Sleeve Assembly (8511232). Used on manways with a flange structure that the unit may be secured onto. This collar can clamp onto 6" (15.2cm) max thick flange.

Weight: 82 lbs. (37.2kg)

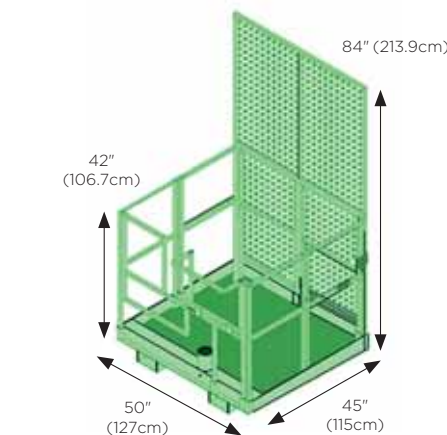


8519378

INTERNAL TANK COVER

Comes with Adjustable Sleeve Assembly (8511232). Mounted to the inside of a manway. This collar may be used with sleeve assemblies and masts or for vertical entries.

Weight: 61 lbs. (27.7kg)



8510568

FORKLIFT BASKET

Designed to convert your forklift into a versatile confined space and fall arrest work platform. Add a davit mast and winch/SRL to the basket and you're ready to go. Lightweight aluminum construction and tool-less assembly makes set-up, transport and storage convenient. Durable powder coated finish with anti-slip finish on walking surfaces. Includes spring-loaded gate.

Weight: 215 lbs. (98kg)


8510323

BARREL MOUNT SLEEVE WITH 3.5" (89MM) OPENING

Mild steel construction. Eight independent clamping screws allow temporary installations over edges of shoring cans, walls and other structures. Comes with PVC inner liner. Custom fit openings available.



8510429 Barrel Mount Sleeve with 3" (76.2mm) Opening - Stainless Steel



8512285

ADJUSTABLE BARREL MOUNT SLEEVE


Designed for shoring, wall and parapet applications. Standard unit accommodates wall thicknesses up to a maximum of 24" (60.9cm), with shorter or longer adjustment tubes available on request. Anodized, welded aluminum with zinc plated steel hardware with inner sleeve.

8510715 Adjustable barrel mount sleeve for 0"-12" opening

ADVANCED MANHOLE COLLARS



8510501	17.5" (44.5cm) Manhole Collar, fits 18"-20" (45.7cm-50.8cm) diameter. Provides a portable davit base by simply fitting within manhole opening. Powder coated aluminum construction with PVC sleeve liner.
8510520	19.5" (49.5cm) Manhole Collar fits 20" - 22" (50.8cm - 55.8cm) diameter
8510457	21.5" (54.6cm) Manhole Collar fits 22" - 24" (55.8cm - 60.9cm) diameter
8510163	23.5" (59.7cm) Manhole Collar fits 24" - 26" (60.9cm - 66cm) diameter
8510633	25.5" (64.7cm) Manhole Collar fits 26" - 28" (66cm - 71.1cm) diameter
8510632	27.5" (69.8cm) Manhole Collar fits 28" - 30" (71.1cm - 76.2cm) diameter
8510546	29.5" (74.9cm) Manhole Collar fits 30" - 32" (76.2cm - 81.2cm) diameter
8512994	33.5" (83.1cm) Manhole Collar fits 34" - 36" (86.3cm - 91.4cm) diameter



ADVANCED VEHICLE HITCH MOUNT SLEEVE

Designed to install into a 2" (51mm) hitch receiver on an attendant vehicle to provide a portable anchor point for confined space entry, rescue and fall arrest systems.

8510140

VEHICLE HITCH MOUNT SLEEVE

Assembly for a maximum 27.5" (69.8cm) offset davit mast.


8514461

VEHICLE HITCH MOUNT SLEEVE

Assembly for a maximum 42-1/2" (108cm) offset davit mast.

ADVANCED VEHICLE HITCH SLEEVE EXTENSIONS

A maximum of one extension can be used with a hitch mount and a bumper attachment.



8514503	2' (0.61m) Vehicle Hitch Mount Sleeve Extension	Weight: 17 lbs. (7.7kg)
8512829	4' (1.21m) Vehicle Hitch Mount Sleeve Extension	Weight: 27.8 lbs. (12.6kg)
8511384	6' (1.83m) Vehicle Hitch Mount Sleeve Extension	Weight: 39 lbs. (17.6kg)

ADVANCED BUMPER ATTACHMENT OPTIONS

8511401

UNIVERSAL JOINT ASSEMBLY

Installs between the 8510140 Hitch Mount Sleeve or extension and the vehicle to compensate for uneven ground conditions.

Weight: 10 lbs. (4.5kg)

8520886

UNIVERSAL HITCH BALL COUPLER

Designed to secure to a ball hitch on a vehicle (universal size).

Weight: 16 lbs. (7.6kg)

ADVANCED COUNTERWEIGHT SYSTEMS

The Advanced Counterweight System is composed of a central base unit to accommodate a variety of anchoring options, positioning and adjustment legs, and extension assemblies. Anchoring options include a weight rack for counter balanced applications, and a wheel pad assembly to allow counter balance of the unit with an attendant vehicle.

NOTE: Individual weight plates sold separately.

8512894

ADVANCED COUNTERWEIGHT SYSTEM

Counterweight System Base with Pole Leg Assembly.

Weight: 199 lbs. (90.2kg)




NOTE: Davit mast and winch not included – order separately.

8514496

ADVANCED COUNTERWEIGHT SYSTEM

Counterweight System Base with Screw Leg Assembly.


Weight: 192 lbs. (87.1kg)



8520775

MOBILE COUNTERWEIGHTED CART BASE

Ideal for areas that require access near a leading edge or into large tanks. System comes complete with counterweight cart, 36" (91.4cm) inner extension tube, center section, and 2 outrigger screw assemblies. System counterweighted by 50 lb. (22.7kg) weight plates. (Weight plates, davit mast and winch not included – order separately.)



8530088

PORTABLE CATWALK CLAMPING BASE


Designed to secure to 36" (91.4cm) wide walkways. Ideal for areas that require access off a mezzanine or walkway. System comes complete with catwalk hook, 16" (40.6cm) inner extension tube, center section, and 2 outrigger screw assemblies. Other models available to accommodate different widths of walkways. (Davit mast and winch not included – order separately.)



8530256

PORTABLE ANCHOR POINT BASE

Ideal for areas that require access over a leading edge. System comes complete with u-bolt anchor point to attach to secondary fixed anchor, 36" (91.4cm) inner extension tube, center section, and 2 outrigger screw assemblies. System requires a 5,000 lb. (22kN) anchorage point to be tied down to. (Davit mast and winch not included – order separately.)



8511892

PORTABLE RAIL CLAMPING BASE

Ideal for rail accessed areas, including over the edge of a rail bridge. System comes complete with a rail bridge clamp which anchors the base, 36" (91.4cm) inner extension tube, center section, and 2 outrigger screw assemblies. (Davit mast and winch not included – order separately.)



ADVANCED FIXED BASES

Advanced Fixed Bases work with a variety of Advanced Davit Arm and Mast Extensions. Fixed bases are ideal for work areas where frequent set-up and tear-down is required and a base can be permanently installed to an existing structure.



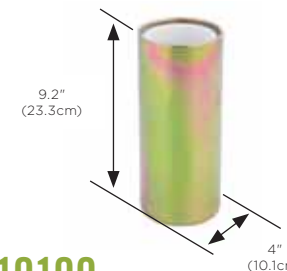
8516190

FLOOR MOUNT SLEEVE

Zinc plated mild steel construction. Mounts to horizontal concrete or steel structure. Comes with PVC sleeve liner.

Weight: 13 lbs. (5.9kg)

8518347 Floor Mount Sleeve
Stainless steel construction



8510109

CORE MOUNT SLEEVE

Zinc plated mild steel construction. Designed for slip-in installation into 4" (10.1cm) core hole in concrete or in an existing steel structure. Comes with PVC sleeve liner.

Weight: 8 lbs. (3.6kg)

8510110 Core Mount Sleeve
Stainless steel construction



8510311

FLUSH FLOOR MOUNT SLEEVE

Mild steel construction. Comes with pins for fresh concrete and cast-in-place concrete anchors for new construction or renovation. Flush mount design allows passage of traffic and eliminates trip hazards when not in use. Comes with PVC sleeve liner.

Weight: 21 lbs. (9.5kg)

8512828 Flush Floor Mount Sleeve Stainless steel construction



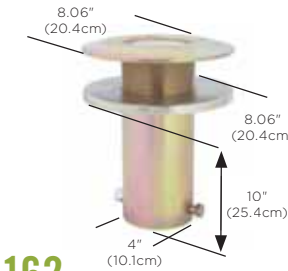
8512831

CENTER MOUNT SLEEVE

Zinc plated mild steel construction. Mounts to existing steel and concrete structures by welding or bolting. Comes with PVC sleeve liner.

Weight: 13 lbs. (5.9kg)

8516563 Center Mount Sleeve
Stainless steel construction



8515162

DECK MOUNT SLEEVE

Zinc plated mild steel construction. Designed to slip into a 4" (10.1cm) hole in existing flooring. Flush mount design allows passage of traffic and eliminates trip hazards when not in use. Comes with PVC sleeve liner, plastic stopper and mounting hardware – mounts to thicknesses from 1/4" to 2" (6.4mm-50.8mm).

Weight: 17 lbs. (7.7kg)

8515834 Deck Mount Sleeve
Stainless steel construction



8518348

WALL MOUNT SLEEVE 304 STAINLESS STEEL

304 stainless steel construction. Compact design creates minimum intrusion into work space. Mounts to vertical concrete or steel structures. Comes with PVC sleeve liner.

Weight: 12 lbs. (5.5kg)

8516191 Wall Mount Sleeve
Zinc plated mild steel construction



8510316

FLOOR MOUNT SLEEVE

Mild steel construction. Recessed fastener pockets allow for bolt-in installation into existing concrete or steel structure. Flush mount design allows passage of traffic and eliminates trip hazards when not in use. Comes with PVC sleeve liner.

Weight: 21 lbs. (9.5kg)

8512827 Flush Floor Mount Sleeve
Stainless steel construction



8510827

HEAVY DUTY SLEEVE CAP

Stainless steel construction, used with permanent mounted sleeves when installed in high traffic or other severe service locations.

Weight: 1.2 lbs. (0.54kg)

8510826 Heavy Duty Sleeve Cap Zinc plated mild steel construction

ADVANCED TRIPODS

Advanced Tripods are constructed of lightweight tubular aluminum with a rugged steel head assembly. The UCT series tripods can be combined with up to three pulleys to accommodate a variety of winches and fall arrest devices to meet a wide range of confined space entry/retrieval and rescue requirements. Quick release pins positively locate components at all adjustment points for tool-less set-up and adjustment.



8513159
ADVANCED UCT-1000 10' (3.05m) TRIPOD
 With adjustable locking legs, safety chains, top pulley and winch bracket.
Weight: 68 lbs. (30.8kg)

Note: Winch not included – please order separately.

- TOP MOUNTED PULLEY SYSTEM**
 Mount up to three pulleys to route mechanical device lifelines for smooth operation.
- SECONDARY ANCHOR POINT**
 5,000 lb. (22kN) anchor point for secondary fall arrest system on 7 ft. models – 11,000 lb. (49kN) rating on 10 ft. models.
- ALUMINUM CONSTRUCTION**
 Extremely lightweight yet durable construction for ease-of-use and longevity.

- TELESCOPING LEGS**
 Provide fast adjustment and cannot disengage, for added worker satisfaction.

- ADJUSTABLE HEIGHT LEGS**
 Fast and easy detent pin style adjustment allows for precise height setting.

- QUICK CONNECT BRACKET**
 Allows fast and easy attachment of mechanical devices.
- SAFETY CHAIN**
 Provides added support and strength for demanding confined space applications.

- INNER LEG LINERS**
 Allow for smooth positive connection and operation of leg adjustment.

- FOOT PADS**
 Include sharp points for biting into soft ground and/or uneven terrain.



8513158
ADVANCED UCT-300 7' (2.13m) TRIPOD

- Lightweight, durable aluminum construction with powder coat finish
- Includes quick connect winch mount bracket – can accommodate up to three brackets
- Includes top mounted pulley system – can accommodate up to three pulleys
- Telescoping adjustable locking legs for easy set-up
- Fast detent pin style adjustment and locking
- Inner plastic liners provide smooth adjustment
- Foot pads include sharp points for biting into soft ground and/or uneven terrain
- Safety chain for added support, strength and safety
- 5,000 lb. (22kN) built-in head-mounted anchor point

Winch and SRL not included – please order separately.



8000000
ADVANCED 7' (2.13m) ALUMINUM TRIPOD

- Lightweight, durable aluminum construction
- Includes quick connect winch mount bracket
- Includes top mounted pulley system
- Telescoping adjustable locking legs for easy set-up
- Fast detent pin style adjustment and locking
- Rubber safety shoes with spiked edges for different terrains
- Safety chain for added support, strength and safety
- 5,000 lb. (22kN) built-in head-mounted anchor points

Winch not included – please order separately.

8000010 9 FT. (2.7M) ALUMINUM TRIPOD
 With adjustable locking legs, safety chains, top pulley and winch bracket.

Winch not included – please order separately.

ADVANCED ACCESSORIES



- 8513329** Carrying bag for 7' (2.1m) 8513158 tripod with protective plastic liner
- 8513330** Carrying bag for 10' (3m) 8513159 tripod with protective plastic liner
- 9503094** Carrying bag for 7' (2.1m) 8000000 tripod
- 9503095** Carrying bag for 9' (2.7m) 8000010 tripod



8512292
WINCH/SRL MOUNTING BRACKET FOR 8513159 TRIPOD
 Attaches to the leg tube with quick-release pins for tool-less set-up and adjustment.
Weight: 5.2 lbs. (2.4kg)



8510224
WINCH/SRL MOUNTING BRACKET FOR 8513158 TRIPOD
 Attaches to the leg tube with quick-release pins for tool-less set-up and adjustment.
Weight: 3 lbs. (1.4kg)

NOTE: Also see accessories on page 134 for additional bracket options.



8512293
TOP PULLEY ASSEMBLY FOR UCT SERIES TRIPODS
 Pulleys are mounted on top of the head assembly to route mechanical device's lifeline over and into confined space area.
Weight: 1.6 lbs. (.73kg)

CANTILEVER
RESCUE SYSTEM

The Cantilever Rescue System Kit quickly and easily converts the 8513159 10 ft. (3.05m) tripod into a versatile piece of equipment for high-angle rescue operations over roof edges, parapets, guard rails, cliffs, bridges or other situations. Using the rigid wheel pad supplied with the kit, the cantilever system may be anchored with a service vehicle's weight, weight rack or with a single anchor point.



ALUMINUM CONSTRUCTION
Extremely lightweight yet durable construction for ease-of-use and longevity.

QUICK MOUNT BRACKET
Allows fast and easy attachment of mechanical devices.

ADJUSTABLE HEIGHT LEGS
Fast and easy detent pin style adjustment allows for precise height setting.

TELESCOPING LEGS
Provide fast adjustment and cannot disengage, for added worker satisfaction.

LEG SUPPORT SYSTEM
Provides tripod leg support to use in cantilever rescue configuration.

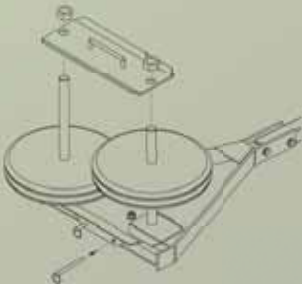
WHEEL PAD
Provides easy means to anchor system with service vehicles weight or weight rack kit.

8530257
CANTILEVER RESCUE SYSTEM

Complete with 8513159 10 ft. (3.05m) tripod, 8515620 rigid wheel pad and attachment hardware, 8515631 weight rack kit, 8514540 leg support system and 8515150 top mount pulley. Winch not included, must order separately.



8515150
TOP MOUNT PULLEY FOR CANTILEVER SYSTEM
Allows system to handle two mechanical devices (winch and SRL).
Weight: 3.4 lbs. (1.5kg)

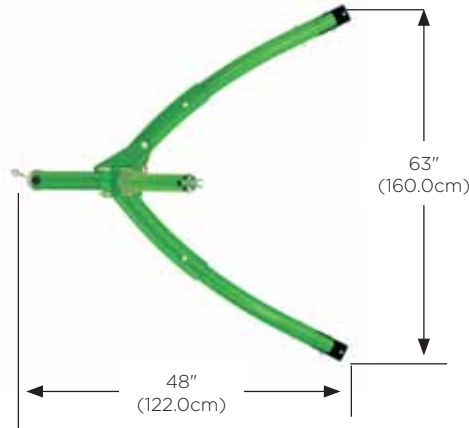


8515631
CANTILEVER WEIGHT RACK KIT
Use the weight rack in conjunction with the 8512297 cantilever rescue system if there is not sufficient space for the attendant vehicle. Fifty pound weight plates sold separately.
Weight: 36 lbs. (16.3kg)

ADVANCED
BASIC HOIST


The Advanced Basic Hoist is the most efficient and economical confined space entry/retrieval alternative to a tripod. This lightweight aluminum structure assembles and adjusts without tools. The Advanced Basic Hoist features a collapsible base to reduce storage and transport space. A standard tie-off point provides a convenient 5,000 lb. (22kN) anchor point for fall arrest devices where required. All hardware is zinc plated for corrosion resistance.

NOTE: First-time setup requires some tools and assembly.



8525001
ADVANCED BASIC HOIST WITH WINCH
2-piece davit mast and folding base assembly, winch with 50 ft. (15m) galvanized cable lifeline and mounting brackets.
Weight: 80 lbs. (36.3kg)

8517069
ADVANCED BASIC HOIST
2-piece davit mast and folding base assembly with winch mounting bracket. (Winch not included – order separately).
Weight: 58 lbs. (26.3kg) Hoist only



POLE HOIST SYSTEM

The Advanced Pole Hoist attaches with a carabiner on the universal bracket to a suitable anchor point, allowing you to work in any direction from any angle. It has a unique swivel head that rotates 360 degrees, providing flexibility in both vertical and horizontal confined space entries. Two systems that adjust from either 4 ft. to 7 ft. (1.2m - 2.1m) or 6 ft. to 10 ft. (1.8m - 3m) are available for jobsite flexibility and to better position the attendant in close working quarters. Custom lengths are also available. Please call for details.



Note: Winch not included — please order separately.



8530252

EXTENDABLE POLE HOIST - 4 FT.-7 FT. (1.2m-2.1m)

Extension with swivel head and winch mounting bracket, T-bar leg assembly and hardware/fasteners.

Weight: 12 lbs. (5.4kg)

8530253

EXTENDABLE POLE HOIST - 6 FT.-10 FT. (1.8m-3m)

Extension with swivel head and winch mounting bracket, T-bar leg assembly and hardware/fasteners.

Weight: 14 lbs. (6.4kg)

POLE HOIST ACCESSORIES



8520777

CLAMP-ON ANCHOR FOR POLE HOIST

Designed to secure to a vertical or horizontal flange up to 6" (15.2cm) thick and provide an anchorage point to connect a pole hoist device to.

8513329 Carrying Bag for 4 ft.-7 ft. Pole Hoist

8513330 Carrying Bag for 6 ft.-10 ft. Pole Hoist

TANK POD SYSTEM



8513700

The Tank Pod is designed to mount to tank manways with existing hardware for securing hatch covers. It mounts to manway flanges on bolt circle diameters from 19" to 36" (48.2cm - 91.4cm), with studs from 1/2" to 3/4" (1.2cm - 1.9cm) national coarse type. Three independently adjustable legs accommodate flange inclinations to a maximum of 45 degrees. The unit can be set up in an overhead clearance of only 25" (63.5cm). It can be fitted with a variety of winches, ladder systems and fall arrest devices to meet application requirements.

Note: Winch not included — please order separately.

TANK POD MOUNTING OPTIONS

8525274

TANK POD CLAMP-ON ADAPTERS

Set of 3 clamp-on adapters designed to secure to a vertical flange of a vessel and provide a means of attaching the tank pod 8513700 without welding or bolting. Stainless steel construction, accommodates tank flange thickness of up to 1.25". Requires at least a 3" tall flange for proper connection.

8515299 Mounting Stud Extension Adaptor (3 pack) 1/2" NC - 5/8" NC (12.7mm - 15.8mm)

8515300 Mounting Stud Extension Adaptor (3 pack) 5/8" NC - 5/8" NC (15.8mm - 15.8mm)

8515301 Mounting Stud Extension Adaptor (3 pack) 3/4" NC (19mm - 15.8mm)

8515981 Stainless Steel Multiple Angle 3/4" (19mm) Weld-On Studs (3 pack)

TANK POD ACCESSORIES

8515982 Wheel Cart for Tank Pod

8516012 Tank Pod Mast Extension (12.7mm - 15.8mm)



Note: Winch not included — please order separately.



8515299



8515981



8515982



8516012

CONFINED SPACE RESCUE

8514803

ADVANCED SIDE ENTRY

The Side Entry System is designed for confined space entry/retrieval and rescue operations involving horizontal entries with vertical positioning or retrieval required inside the space. The system is available in two configurations: permanent and portable. The permanent system utilizes a fixed base and extension post, while the portable system utilizes an external adjustable tank collar for adaptation to different manways. Both types of systems feature flexible setup options and a fully articulating boom system. They are fully adaptable to an infinite number of manway designs and surrounding configurations.

ADVANCED FIXED BASE OPTIONS



The Advanced Side Entry System for Permanent Mount applications can be used with a variety of fixed bases. Please see page 120-121 for more information.

Note: Shown with winch and fixed base – these items must be ordered separately.

8514796

8510101

8530260
(Optional – not shown)

FALL ARREST RATED

Accommodates both work support and fall arrest devices for complete safety.

8514803

ARM ASSEMBLY

Side Entry System for permanent mount applications. System includes arm assembly, support post, mast extension and winch mount bracket. Order winch and fixed base separately. (shown)
Weight: 44 lbs. (19.9kg)

8514796

SUPPORT POST

38" to 53.5" (96.5cm – 135.9cm). (shown)
Weight: 35 lbs. (15.8kg)

MAST EXTENSION OPTIONS

- 8510100** 15" (38.1cm) Mast Extension
Weight: 16 lbs. (7.2kg)
- 8510101** 24" (61.0cm) Mast Extension (shown)
Weight: 19 lbs. (8.6kg)
- 8510102** 36" (91.4cm) Mast Extension
Weight: 23 lbs. (10.4kg)
- 8510103** 48" (121.9cm) Mast Extension
Weight: 27 lbs. (12.2kg)



8530260

SECONDARY WINCH MOUNT BRACKET

Allows you to mount your digital winch underneath, opening up the top winch mount location for a 3-way SRL. Includes 8511832 winch mount bracket, 8510207 winch/SRL adaptor and fastener hardware.

8530254

SIDE ENTRY SYSTEM FOR PORTABLE MOUNT APPLICATIONS

System includes arm assembly, external adjustable tank collar with tie-bar assemblies used to fit outside of manway and winch mount bracket. Order winch separately.

Weight: 121 lbs. (55kg)

NOTE: External collar can be sold separately. Winch shown above is not included – this must be ordered separately.

ADVANCED PORTABLE FALL ARREST POST

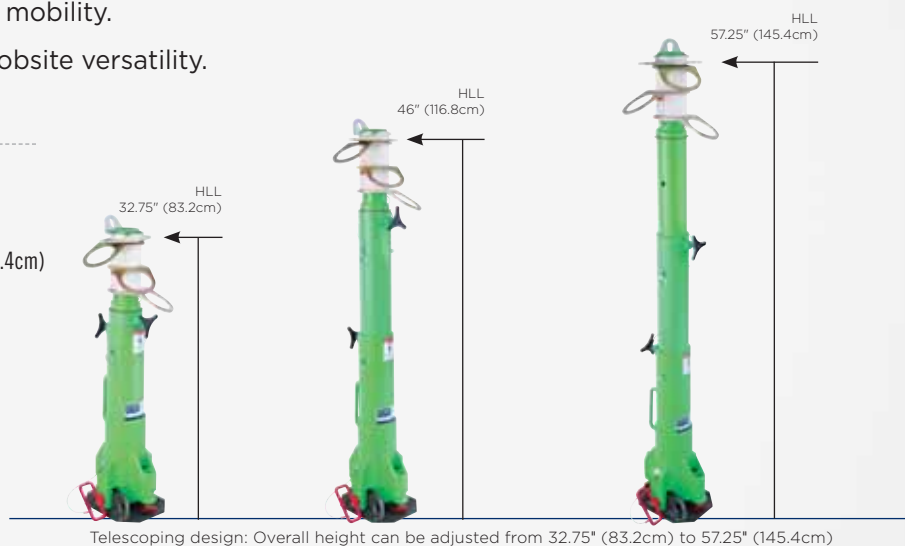
The Advanced Portable Fall Arrest Post provides protection and complete mobility for three workers on top of transformers or other types of vertical platforms with potential fall hazards. Its compact and lightweight design of only 38 lbs. (17.2kg) makes the post very easy to transport and put in place. The system features a telescopic design and 3 swiveling anchor points providing up to 3 workers with 360 degrees of protection and mobility. Portable and fixed bases provide complete jobsite versatility.

8516691

ADVANCED PORTABLE FALL ARREST POST

- 3 independent swiveling tie-off points
- 360 degrees of protection for 3 workers
- Telescopic design; 32.75" (83.2cm) to 46" (116.8cm) to 57.25" (145.4cm)
- Lightweight and durable aluminum construction
- Leveling screws plumb system on inclines up to 15 degrees
- Built-in anchor ring for horizontal lifeline attachment
- Portable and fixed bases provide complete jobsite versatility

Weight: 38 lbs. (17.5kg)



8516996

14 FT. (4.2m) UNI-ANCHOR FALL ARREST POST

The 14 ft. Uni-Anchor Fall Arrest Post mounts using Uni-Anchor plates and extends up to 14 ft. (4.2m) to provide a 1-man-rated fall-arrest anchor point.

Weight: 71 lbs. (32.3kg)



8516692

14" (356mm) ANCHOR POST EXTENSION

Provides option to tie-off one worker at an increased height of 68.5" (174cm).

Weight: 5 lbs. (2.2kg)



ACCESSORIES

8517565

CARRYING BAG

Heavy duty carrying bag for Portable Fall Arrest Post.



ADVANCED PORTABLE FALL ARREST POST RESCUE DAVIT ARM

8516693

RESCUE DAVIT ARM FOR ADVANCED PORTABLE FALL ARREST POST

The optional Rescue Davit Arm assembles easily to the Portable Fall Arrest Post, providing simple and efficient rescue and material handling capabilities. It's made with lightweight aluminum materials for easy transportation and setup.

Weight: 20.5 lbs. (9.3kg)

NOTE: 8516691 post not included – please order separately.



Rescue Davit Arm can be equipped with a variety of winches and SRLs.



ANCHOR BASES FOR PORTABLE FALL ARREST POST



8517412

BARE STEEL UNI-ANCHOR WITH TIE-OFF ANCHORS

For use in closed environments without chemical or moisture exposure.

Weight: 11.6 lbs. (5.3kg)



8510816

WELD-ON MOUNTING PLATE

Unplated mild steel construction.

Weight: 11.6 lbs. (5.3kg)



8517413

INCLINE ADAPTOR PLATE WITH TIE-OFF ANCHOR

Permanently weld to inclined surface.

Weight: 24 lbs. (10.9kg)



8516997

UNI-ANCHOR I-BEAM BASE

Portable anchor clamps to I-beams.


Weight: 56 lbs. (25.5kg)

ADVANCED MECHANICAL SYSTEMS

The mechanical device is one of the most critical parts of the rescue system. It provides the means to retrieve an incapacitated worker to safety. Lifeline type and length are just a few of the options. In some situations, a secondary or back-up system is required.

ADVANCED DIGITAL WINCHES

- Man rated 450 lb. (204kg) capacity
- Digital usage indicator tracks drum revolutions to determine service intervals
- Triple redundant braking system for added safety
- Sealed bearings at all contact points
- Two gear ratio options of 4:1 and 9:1
- Power drive option available
- Three sizes accommodate 70 ft. to 300 ft. lengths (21m-91m)
- Cable and rope lifelines with swiveling snap hook and overload indicator
- Carrying handle for easy transport
- Corrosion resistant zinc plated steel or anodized aluminum hardware



3-WAY SEALED-BLOK™ SRL

- Ideal for secondary or back-up
- Man rated 420 lb. (190kg) capacity
- Fall arrest system limits forces to 900 lbs. (4kN)
- Built-in emergency retrieval winch
- Input handle with primary brake
- Overload device in winch drive
- Sealed ball bearings
- Corrosion resistant aluminum and stainless steel construction
- Five sizes accommodate 30 ft. to 130 ft. lengths (9m-40m)
- Cable and rope lifelines with swiveling snap hook and impact indicator
- Carrying handle for easy transport

SALALIFT™ II WINCHES

- Man rated 350 lb. (159kg) capacity
- Overload clutch
- Gear ratio of 6:1
- Free-wheel mode
- Shielded ball bearings
- Lengths from 60 ft. to 120 ft. (18m-36.5m) available
- Cable and rope lifelines with swiveling snap hook and impact indicator
- Carrying handle for easy transport
- Corrosion resistant construction
- Quick-mount bracket and carrying bag



ADVANCED DIGITAL WINCH



SALALIFT™ II WINCH

WINCHES

DRIVE TYPE	LIFELINE TYPE	MOUNTING BRACKET	WINCH BAG	ADVANCED DIGITAL WINCH	SALALIFT™ II WINCH								
						50 ft (15.2m)	60 ft (18m)	90 ft (27m)	120 ft (36.5m)	140 ft (42m)	190 ft (58m)	240 ft (73m)	290 ft (88m)
POWER DRIVE	GALVANIZED STEEL			■			8518567	8518568		8518588	8518589	8518610	8518611
	STAINLESS STEEL			■			8518565	8518566		8518586	8518587	8518608	8518609
	TECHNORA ROPE			■			8518571						
REMOVABLE HANDLE	GALVANIZED STEEL			■			8518560	8518561		8518581	8518582	8518603	8518604
		■	■		■		8102001	8102009	8102005				
	STAINLESS STEEL			■			8518558	8518559		8518579	8518580	8518601	8518602
		■	■		■		8102003	8102011	8102007				
	TECHNORA ROPE			■			8518564						
		■	■		■	8102050							
		CABLE MODEL WEIGHT				—	30.5 lbs. (13.8kg)	32.5 lbs. (14.7kg)	38.5 lbs. (17.5kg)	40 lbs. (18.4kg)	43 lbs. (19.5kg)	50 lbs. (22.6kg)	53.5 lbs. (19.5kg)
		TECHNORA ROPE MODEL WEIGHT				27 lbs (12.2kg)	27 lbs (12.2kg)						

Note: Advanced Digital Winch includes a mounting bracket. The Salalift™ II Winch includes a mounting bracket and carrying bag.



SEALED-BLOK™ 3-WAY SRL



SEALED 3-WAY SRL

3-WAY SELF RETRACTING LIFELINES

CABLE TYPE	WORKING LENGTH			
	30 ft (9.1m)	50 ft (15.2m)	85 ft (25.9m)	130 ft (39.6m)
GALVANIZED STEEL	3400853	3400923	3400311	3400509
STAINLESS STEEL	3400857	3400924	3400309	3400508
WEIGHT	25 lbs. (11.3kg)	34 lbs. (15.4kg)	59.4 lbs. (27kg)	82.8 lbs. (37.5 kg)

Note: All of the 3-way SRLs above also include a mounting bracket and carrying bag.

WINCH BRACKETS AND ACCESSORIES



8518507

8 FT LADDER SECTION

Complete with connector channels and positive pin locks. Can be connected to additional ladders (up to 5 sections) for a maximum length of 32 ft. (9.75m).

8518508 4 ft. ladder section

8518506

ADJUSTABLE LADDER BRACKET

Designed to allow use of the ladder section(s) 8518507 with various base, sleeve and mast options. Installs over mast/extension.



8516491

30 DEGREE INCLINE WINCH/SRL ADAPTER BRACKET

To attach winch/SRL to 11-1/2" - 27-1/2" offset upper mast.

8516480 40 Degree Incline Winch/SRL Adapter Bracket To attach winch/SRL to 23-1/2" - 42-1/2" inch offset upper mast.



8516824

QUICK RELEASE MOUNTING BRACKET

For Advanced Upper and Lower Masts.



8510207

WINCH/SRL ADAPTER WITH FLAT BACK

To attach DBI-SALA™ winch/SRL to structures.



8517567

PADDED CARRYING BAG

For digital winch.



8512936

OVERLOAD PROTECTION CLUTCH

Features a maximum working load of 450 lbs.

8512935 Overload Protection Clutch Features a maximum working load of 250 lbs.



1001210

RETRIEVAL WRISTLETS

Rescue/retrieval design is ideal for connection to victims wrists for narrow extractions. Yoke wristlets attached to Y-lanyard with D-ring at end x 2 ft (0.6m).



1231460

Y-LANYARD


Rescue/retrieval design ideal for use with harness incorporating shoulder D-rings. Spreader bar with snap hooks at ends, D-ring at center x 2 ft. (0.6m).

1231470 Y-Lanyard without spreader bar x 2 ft. (0.6m)

CUSTOM SOLUTIONS

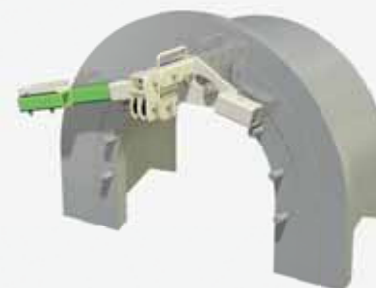
Unique situations call for special solutions. DBI-SALA™ designed and built the systems below, for use in one-of-a-kind applications. If you do not find a solution within this catalog, contact us today and we'll work together to solve the challenge. We never compromise on rescue – neither should you.

CUSTOM SOLUTION EXAMPLES



STRAP MOUNTED DAVIT BASE

Custom base with tie-down straps provides anchorage point for davit system on raised manways and smaller storage tanks.



BOLT-ON SIDE ENTRY SYSTEM

Custom designed to bolt onto a flanged side entry manway to provide an anchorage for a winch or 3-way SRL.



BOLT-ON DAVIT BASE

Custom designed to bolt onto a flanged manway to provide an anchorage for a davit arm system.



CONCRETE PARAPET CLAMP DAVIT BASE

Custom designed to attach to a concrete edge to provide an anchorage for a davit system.



CALL DBI-SALA™ TODAY TO GET STARTED ON YOUR CUSTOM SOLUTION PERFORMANCE-DESIGNED FOR CRITICAL EMERGENCY SITUATIONS.



IN YOUR
BUSINESS,
YOU CAN'T
ALWAYS RELY
ON 911.
YOU HANDLE IT.

When things get real hairy, real fast, you can rely on DBI-SALA™.

That's because we have the most complete line of safe and effective rescue and retrieval gear in the industry. Our systems meet applicable industry standards.

Safety engineers and site directors trust us for our rugged, quality systems that operate fast and flawlessly. Often, a DBI-SALA™ system has made the difference between life and death. Remember, during an emergency when quick escape or rescue is vital, every second counts.

CHOOSING RESCUE AND DESCENT SYSTEMS

The type of jobsite, anchor location, working load and limit, and ease of use are some important considerations when choosing the appropriate rescue and descent system. A single rescue system cannot efficiently handle every scenario, performing well for one application but not another. Some rescue systems are easy to use for one application, while others require more skill but can be adapted for use in multiple situations. Please refer to the chart below and the following pages to assist you in choosing the proper system.



Rescue and Descent Scenario	Rescumatic™	Rollgliss™ Descender	RPD	Rollgliss™ R250	Rollgliss™ R350	Rollgliss™ R500	Rollgliss™ Self Rescue	Fisk Descender™
Evacuation/Emergency Escape	■	■	■	N/A	■	■	■	■
Automatic Controlled Descent	■	■	N/A	N/A	N/A	■	N/A	N/A
Work Positioning	N/A	N/A	■	N/A	■	N/A	N/A	■
User Controlled Ascent (Self Rescue)	N/A	N/A	■	N/A	■	N/A	N/A	N/A
User Controlled Descent (Self Rescue)	■	■	■	N/A	■	■	■	■
Co-Worker Controlled Ascent (Assisted Rescue)	N/A	N/A	■	■	■	■	N/A	N/A
Co-Worker Controlled Descent (Assisted Rescue)	■	■	■	■	■	■	N/A	■
Can Be Used Over a Leading Edge	N/A	N/A	N/A	N/A	N/A	■	N/A	N/A
Capable of Doing Pick-Offs	N/A	N/A	■	N/A	■	■	N/A	N/A
Rescue Retrieval Pole Capable	N/A	N/A	■	■	■	■	N/A	N/A
Maximum Height of Operation (Feet)	1000	200	450 (3:1)	99	330 (3:1)	1083	55	Unlimited
Amount of Lifeline Needed per ft of Rescue Height	1	1	3-4	1	2-5	1	1	1
Maximum Number of Users (Emergency Use)	1	1	2	1	2	2	1	1

- Minimal training, primary use of device
- Moderate training, secondary use of device
- Requires additional training
- N/A Not applicable

Some Models Equipped with





R500 RESCUE AND DESCENT DEVICE

The Rollgliss™ R500 offers the choice of controlled descent rescue, evacuation or the versatility of assisted rescue with lifting capabilities. This fully automatic controlled descent feature, at 2-3 ft. per/second (0.6-0.9m), sets new standards of performance and safety. Ideal for rescue and evacuation from heights up to 1,000 ft. (300m) for one user 310 lb. (140kg) or 330 ft. (100m) for two users totaling 550 lbs. (248kg). Unique bidirectional design allows one end of the lifeline to descend while the other ascends, ready for another rescue.

PULLEY
Use to re-direct the rescue line. Allows R500 to be installed at ground level with pulley above, minimizing load being carried up the ladder.

EDGE PROTECTOR
Protects the rescue line from contact with sharp edges and helps to reduce friction.

- ANCHORAGE**
Used to anchor the device with either a carabiner or sling.
- LIFTING HANDLE**
Provides added leverage during assisted rescue, and stows away for storage.
- RESCUE HUB**
Used during assisted rescue to slightly raise the fallen worker to disengage primary fall protection system, so descender can lower the victim to the ground. (Optional)
- ALUMINUM HOUSING**
Reduces overall weight and helps to dissipate heat during descent for better performance.
- LADDER BRACKET**
Quickly and easily attaches device to the rungs of a fixed ladder. (Optional)
- PIGTAIL**
Provides added control during one or two user rescue operations.
- CAM CLEAT**
Used in conjunction with the Pigtail to lock-off the device and stop or hold the victim during rescue.
- LIFELINE HOOK**
Patented self locking snap hook is industry preferred and compatible with our First-Man-Up™ System for remote rescue capabilities.

Model Shown
3320100

ROLLGLISS™ R500 RESCUE AND DESCENT

Rescue Hub	Ladder Bracket	Humidity Case	100 ft. (30m)	200 ft. (61m)	300 ft. (91m)	400 ft. (122m)	500 ft. (152m)
■	■	■	3324100	3324200	3324300	3324400	3324500
■	■		3320100	3320200	3320300	3320400	3320500
■	■		3323100	3323200	3323300	3323400	3323500
■			3321100	3321200	3321300	3321400	3321500
			3322100	3322200	3322300	3322400	3322500

■ All Models above also include the following: 3 ea. Anchor Slings, 3 ea. Carabiners, 1 ea. Pulley, 1 ea. Edge Protector, 1 ea. Rope Grab, 1 ea. Carrying Bag
■ Other lengths available in 25 ft. (7.5m) increments.
■ If you already own a Rollgliss™ R500 and want to add a Ladder Bracket, order 3322002.

3321100

3320100

3322100

3323100

3324100



HUMIDITY RESISTANT CASE
Fully sealed case provides 10 year minimum storage life, substantially reducing inspection and maintenance costs. Fits up to a 500 ft. (152.5m) system. External humidity indicator allows user to inspect the seal without opening case. (Optional)
■ If you already own a Rollgliss™ R500 and want to add a Humidity Case, order 9505615.



R350 RESCUE SYSTEMS

The Rollgliss™ R350 system provides efficient hauling, but more importantly, very controlled lowering (a finger and thumb are all that is required to hold a load). This system also allows you to change the hauling ratios on the fly with quick release pulleys, allowing custom rigging for different applications and jobsites.

- Interchangeable pulley system with a 3:1 ratio standard (optional ratios of 2:1 to 5:1 available)
- Includes everything you'll need for efficient rescue
- Rope retention bar does not allow rope to twist or overlap
- Visual and audible function controls
- Static kernmantle rope for optimum performance
- Quick connect system allows fast insertion of various pulleys



ROLLGLISS™ R350 RESCUE AND DESCENT

- 8902004** Rollgliss™ R350 Rescue System, 50 ft. travel / 200 ft. of 3/8" rope (15.25m / 61m), 3:1 ratio with pulleys, rope control device, anchor strap, carabiner and carrying bag.
- 8902006** Rollgliss™ R350 Rescue System, 100 ft. travel / 400 ft. of 3/8" rope (30.5m / 122m), 3:1 ratio with pulleys, rope control device, anchor strap, carabiner and carrying bag.

NOTE: Other lengths available in 10 ft. (3m) increments. Accessories including 2:1, 4:1 and 5:1 pulleys are also available.

RPD RESCUE POSITIONING SYSTEM

This system provides a safe, simple rescue system with features for raising, lowering and positioning during normal work activities. The RPD unit includes a speed sensing lock for added safety and allows you to manually lock off the device once you reach a work level. It's ideal for servicing buildings, bridges and dams, as well as within confined spaces. It may be operated by the user or a second standby worker.

- Pre-rigged for quick and easy installation and use
- No special tools, power source or extensive skills needed
- Built-in brake stops a fall should user lose control
- Lock-out mechanism allows user to stop/start anywhere
- 3:1 or 4:1 lifting ratio configurations available
- Durable, corrosion resistant construction

- 3600050** Rescue Positioning Device, 50 ft. travel / 210 ft. of 3/8" rope (15.25m / 64m), 3:1 ratio with pulleys, rope anchor straps, two carabiners and carrying bag.
- 3600100** Rescue Positioning Device, 100 ft. travel / 410 ft. of 3/8" rope (30.5m / 125m), 3:1 ratio with pulleys, rope anchor straps, two carabiners and carrying bag.
- 3602050** Rescue Positioning Device, 50 ft. travel / 260 ft. of 3/8" rope (15.25m / 79.3m), 4:1 ratio with pulleys, rope anchor straps, two carabiners and carrying bag.
- 3602100** Rescue Positioning Device, 100 ft. travel / 510 ft. of 3/8" rope (30.5m / 155.5m), 4:1 ratio with pulleys, rope anchor straps, two carabiners and carrying bag.



DESCENDER

The Rollgliss® Descent Device will get personnel down safely from high places when quick escape is vital. Either vertical or sloped descent models are available to provide complete versatility and flexibility for any job site or work environment.

- Simple design for easy installation and use
- No power source or special skills or tools required
- Simply connect to harness and step off structure for evacuation
- Use repeatedly without factory servicing after user inspection
- Corrosion resistant construction for maximum durability
- Wire rope lifeline for added durability in extreme environments



DESCENT TYPE	LIFELINE MATERIAL	AUTOMATIC OR MANUAL RETRACTION	LOW OR HIGH SPEED	115 ft (35m)	200 ft (61m)
VERTICAL	GALV	Auto	Low	3303000	
		Manual	Low		3303017
	SS	Auto	Low	3303002	
		Manual	Low		3303018
SLOPED	GALV	Auto	Low	3303001	
		Manual	High		3303015
	SS	Auto	Low		3303003
		Manual	Low		3303019
			High		3303016

NOTE: Sloped low speed models also include linkage, guide cable sleeve and suspension bars. Sloped high speed models include linkage, braking trolley and suspension bars.

RESCUMATIC™ AUTOMATIC DESCENT CONTROLLER

Rescumatic™ provides safe, automatic controlled descent from overhead cranes, towers, buildings or other heights. The system safely lowers the endangered worker, or workers, at a controlled rate of 3 ft. (0.9m) per second.

- Pre-rigged for quick and easy installs and use
- No power source or special skills or tools required
- Simply don body support and step off structure for evacuation
- Bidirectional design, one end of lifeline descends while other ascends
- Galvanized wire core polyester rope for added strength



- 3300050** 50 ft. (15.2m) Rescumatic™ system with body support, anchoring carabiner, rope spool and bag
- 3300100** 100 ft. (30.5m) Rescumatic™ system with body support, anchoring carabiner, rope spool and bag
- 3300150** 150 ft. (45.7m) Rescumatic™ system with body support, anchoring carabiner, rope spool and bag
- 3300200** 200 ft. (61m) Rescumatic™ system with body support, anchoring carabiner, rope spool and bag

Other lengths available – please call for details.

= rollgliss™ =

3304001

ROLLGLISS™ SELF RESCUE DEVICE

Ideal for use in bucket trucks, you simply connect the system to an anchorage point capable of supporting 1,500 lbs. and you're ready to go. Then don the body support and simply throw the small bag with the lifeline webbing over the edge and begin your descent. As you adjust the hand-lever up or down, you can control the speed of your descent. An added bonus is that the system can be used by two workers in an assisted descent situation.




- Compact, simple and reusable design
- Installs in seconds
- Hand-lever provides complete control of descent rate
- Permanently attached support slings
- Non-conductive/corrosive construction

2103189

FISK DESCENDER™

The Fisk Descender™ is a simple, effective descent control system designed for durability, thermal capacity and smooth flow. During descent, the operators can tie off the system and position themselves at a specific work level. It is also very reliable, requiring minimal maintenance and can be used in a variety of applications, including window washing, tower and turbine work.

- Gentle flow for 19" (48.3cm) of lifeline to pass through the descender
- Large radius for smoother descent and less wear to lifeline
- Reduction in rope hocking and torsional twist
- Durable 304 stainless steel construction




= rollgliss™ =

3604100

ROLLGLISS™ SRL RESCUE DEVICE

This system is designed to rescue a worker who has fallen while using a cable self retracting lifeline. Utilizing either the chain or cable grab that comes with the system, it can be anchored to a separate structure, around the SRL housing or in-line with the SRL cable. Once anchored, it takes seconds to complete the installation and begin the rescue procedure.

- Simplistic design makes rescue of fallen personnel fast and efficient
- System can be installed and ready for use in under a minute for added safety
- Fits SRL cable sizes from 5/32" (4mm) to 5/16" (8mm)
- Lifting ratio of 6:1 - victim raised about 5" (12cm) per stroke for rapid rescue
- 420 lbs. (190kg), single user capacity for jobsite flexibility



= rollgliss™ =

8900292

ROLLGLISS™ R250 RESCUE KIT

The system is simple, yet completely safe and efficient. It enables the rescuer to remove a person from danger without putting themselves at risk by descending to them.

- 33 ft. (10m) travel length
- Kit is easily transported in backpack type bags
- Takes only a few minutes to set up and perform a rescue
- Rescue is performed safely from above victim
- Kit includes all necessary components for safe rescue

8900293

Rollgliss™ Rescue Kit with 66 ft. (10m) travel length

8900294

Rollgliss™ Rescue Kit with 99 ft. (30m) travel length

= rollgliss™ =

8516294

ROLLGLISS™ RESCUE LADDER

The Rollgliss™ ladder provides a way to assist rescue after a fall has occurred. It can be anchored to a structure and dropped down to the victim's level, so they can climb either up or down to safety. The ladder can be used by any able-bodied victim not incapacitated by the fall.

- Available in 8 ft. (2.4m) sections
- Extra sections can be added together for longer length
- Includes three carabiners for attachment

8516316

ROLLGLISS™ RESCUE LADDER ANCHOR

Accessory plate for mounting rescue ladder to a davit arm or single anchorage point.



5900177

TENSION LIMITER

Unique device attaches to man-riding system in-line between the person and the raising/lowering line to warn operator and limit forces on an entangled worker.

- Limits loading on person to 400 lbs. (182kg) to prevent severe injury when entangled
- High visibility line is easy to see should deployment occur
- Portable and lightweight for easy transport and quick set up
- System is easily reset in the field

NOTE: Always use a separate back up fall protection device with this system.



GRAB THE RIGHT NETTING OR GUARDRAIL SYSTEM AND IT RETURNS THE FAVOR.

Even if you never use it, you'll feel better knowing there's a DBI-SALA™ netting or guardrail system protecting you.

DBI-SALA™ nets and guardrails provide passive fall protection, which means that we provide protection that does not require the active involvement of a worker. Our Sinco™ netting systems lead the industry in strength, impact resistance, durability and worker confidence. We manufacture many types of netting for various applications, and customize solutions to meet specific jobsite requirements. Our guardrail systems are freestanding, extremely simple to set-up and offer unlimited configurations for accommodating your needs. All of our netting and guardrail systems meet or exceed OSHA and ANSI standards.





Adjust-A-Net™ System

CHOOSING A NETTING SYSTEM

Look for quality in these features when selecting netting.

TYPES OF NETTING AND NETTING SYSTEMS

Nets and netting systems are designed to do three things: catch debris, catch personnel or a combination of both. Nets with a wide mesh (holes) are primarily used to catch people. Nets with a smaller mesh can handle both. And some wide mesh personnel nets are available with liners so they double as debris nets. All meet strict OSHA and ANSI regulations.

QUALITY MATERIAL

DBI-SALA™ netting is rot proof, mildew proof and has UV protection for longer lasting service. Typical netting materials are polypropylene and nylon. We use nylon. It's 47% stronger than polypropylene, provides a softer catch and resists chafing and abrasion. Flame retardant protection can be applied at the factory for added safety and long wear.

ADJUSTABILITY

The patented Adjust-A-Net™ is the only personnel net on the market that can be adjusted to fit the work area.

MESH SIZES AND LINERS

Meshes are available in many sizes and strengths, depending on the job. Some nets come with liners, so they catch both personnel and debris. The most common debris net mesh size is 1/8" (3mm). A typical personnel net mesh size is 3-1/2" (87.5mm). The diamond-shaped design dissipates strain throughout the net.

ANCHORING POINTS AND EASE OF INSTALLATION

DBI-SALA™ netting systems are available with the related cable and hardware for installation to steel or concrete. They're lightweight and easy to handle for fast, safe installation and shifting from floor to floor.

SNAP HOOKS

DBI-SALA™ netting systems feature a staggered system of lashed-in snap hooks, allowing the net to be quickly and easily connected.



Border Guard™ Stanchion


PERSONNEL/DEBRIS NETS

If you were to envision and create the ideal netting solution, your system would likely be designed to reliably catch both falling personnel and debris. DBI-SALA™ has developed the technology to provide you with a single solution for both personnel and debris; because we all know that falls of either type can be detrimental to a project and a company.

SINCO™ BORDER GUARD™

Border Guard™ is a DBI-SALA™ exclusive. It's the first lightweight debris/personnel system made for rigging nets around the perimeter of new concrete buildings. Border Guard™ is a convenient, economical way to ensure protection, confidence and productivity at your building site. It allows single floor attachment for closer protection at the pour level. Unlike alternative systems, Border Guard™ comes in convenient units and installs with sturdy hardware that's half the weight of the old style net systems.

- Meets ANSI and OSHA standards for debris containment and for falls by personnel of 10 ft. or less
- Easily installed, from one level without a crane or special equipment
- Non-destructive floor clamps easily attach to concrete slabs
- Nets extend 10' (3m) out from floor edge



PERIMETER DEBRIS/PERSONNEL NET SYSTEMS

4100151 BORDER GUARD™ STARTER KIT

1 ea. 10' x 30' (3m x 9m) net, 4" (10cm) black mesh with 1/8" (3.2mm) debris liner and snap hooks, 2 ea. floor clamps, 2 ea. 10' (3m) arms, 2 ea. 1/2" (12.7mm) shackles, 8 ea. bolts, 6 ea. cable assemblies, 2 ea. straps with cam buckles.

4100153 BORDER GUARD™ ADD-ON KIT

1 ea. 10' x 30' (3m x 9m) net, 4" (10cm) black mesh with 1/8" (3.2mm) debris liner and snap hooks, 2 ea. floor clamps, 1 ea. 10' (3m) arm, 1 ea. 1/2" (12.7mm) shackle, 4 ea. bolts, 3 ea. cable assemblies, 1 ea. strap with cam buckle.

4100005 BORDER GUARD™ CORNER KIT

1 ea. 12' x 12' x 17' (3.6m x 3.6m x 5.2m) net, 4" (10cm) black mesh with 1/8" (3.2mm), debris liner and snap hooks, 1 ea. cable assembly.

Additional size configurations, hardware kits and accessories are available.

PERSONNEL
NETS

Personnel nets are designed to catch workers in unprotected areas such as bridges, buildings, towers, dams, silos, atriums, shafts, stairwells and skylights.




SINCO™ ADJUST-A-NET™
with Optional Debris Liner

Four basic Adjust-A-Net™ models fit any size or shaped work spaces. You can shrink one down for compact areas, reduce one side or the other for long, narrow applications or snap two together for the largest areas. Adjust-A-Net™ must be erected so that workers can never fall more than 25' (7.5m).

- Adjustable straps allow 50% reduction of its original size
- 3-1/2" (8.75cm) provides better protection
- Special coating protects from UV light, resists abrasion, bonds all convergent points
- Built-in test cords allow evaluation of integrity
- Rugged steel snap hooks placed every 48" (1.2m)
- Available attached debris liner with 1/8" (3.2mm) mesh
- Long-wearing, high-tenacity nylon, tested to 17,500 lb. (70kN)

ADJUST-A-NET™ PERSONNEL NETS							
DEBRIS LINER	10' x 5' (3m x 1.5m)	10' x 10' (3m x 3m)	10' x 15' (3m x 4.5m)	15' x 30' (4.5m x 9m)	20' x 40' (6m x 12m)	25' x 50' (7.5m x 15m)	30' x 60' (9m x 18m)
				4100100	4100101	4100102	4100103
▪	4100406	4100405	4100404	4100400	4100401	4100402	4100403



SINCO™ FLYING FORM NET

Flying Form nets are made for today's multi-story buildings that use "flying forms" to construct concrete floors. Even though there are no tie-off anchorages above, it protects workers while they're placing the forming deck.

- One time installation
- UV protected nylon mesh
- Passive fall arrest and debris retention

4102003 Flying Form Netting System (specify custom size)



SINCO™ POUR-IN-PLACE NET

Pour-In-Place netting provides personnel fall protection on unprotected floor openings. It's designed to cover small voids such as stairwells, mechanical chases or elevator shafts, by being poured into the concrete. Custom sizes are available.

- Passive fall arrest and debris retention
- Durable nylon mesh
- Fast, easy removal

- 4102001 Pour-In-Place net, 8' x 50' (2.4m x 15.4m), no border, black
- 4102002 Pour-In-Place net, 8' x 100' (2.4m x 30.5m), no border, black

DEBRIS
NETS

Debris nets catch lightweight construction debris, tools and building materials. They prevent injury to workers, pedestrians, structures and materials below. Unlike hard hats, which protect only the head, Debris Nets offer protection from falling objects for the whole person. Perimeter debris nets meet OSHA and ANSI standards.

SINCO™ VERTICAL DEBRIS NET

Its highly visible, bright orange mesh protects workers near building edges as a guardrail, and replaces mid-rail and toe boards, making it less expensive and easier to install. Designed for use with traditional cable set-ups, the nets are easy to remove, relocate, handle and store. Snap-on cable clips are available for easy attachment to the cables. The bottom edge of the net is quickly secured using a power tool that fires a nail into the tie-down plate.

- UV resistant, fire retardant
- Exceeds OSHA's 200 lb. (90kg) strength requirements and New York City construction codes

VERTICAL NET DEBRIS SYSTEM			
NET COLOR	ATTACHMENT KIT	48" x 100'	66" x 100'
Orange	▪	4100200	4100201
		4100300	4100301
Blue	▪	4100204	4100205
		4100304	4100305

4100003 Attachment Kit Only - 55 zip clips and 22 tie-down plates

4100275 25-pack of cable ties, 20" nylon, 250 lb.



SINCO™ FLOOR-TO-CEILING
DEBRIS NET

Our floor-to-ceiling panels provide complete containment of project debris and are strong enough to meet guardrail requirements for personnel. Debris panels are easily connected to a top and bottom cable and are reusable throughout the life of the project. Multiple floors can be protected, prior to clean up, and then nets can be rotated upward, ahead of the cladding or glazing operations.

FLOOR-TO-CEILING DEBRIS NETTING SYSTEM

4102000 Floor-to-Ceiling Vertical Net System
3-layer netting, with snap hooks, 9'6" tall x 30' (2.9m x 9.15m)

4195436 Floor-to-Ceiling Fastener Plates, 16-pack

Custom sizing available – please call.





PORTABLE GUARDRAIL SYSTEM

This system acts as a barrier preventing personnel from falling to lower levels, thus eliminating the fall hazard. This system can protect employees with little or no training, special maintenance or gear.

- Free-standing system eliminates surface penetration
- Built-in rail and toe board receptacles allow for infinite configurations
- Rubber pad provides skid resistance and protects the roof surface
- Ergonomic handles allow for easy transportation and set-up
- Fast and easy set-screw installation, insert rail and tighten
- Corrosion resistant construction for longevity



7900061

GUARDRAIL

6 ft. (1.8m) guardrail section, steel, powder coated.

7900062 8 ft. (2.4m) guardrail section

7900063 10 ft. (3m) guardrail section



7900060

GUARDRAIL BASE

Galvanized base assembly for guardrail system, 70 lbs. (32kg).



7900005

GUARDRAIL SPLICE KIT

Powder coated steel splice kit allows user to connect customized shortened rail sections together.



7900007

GUARDRAIL GATE

Powder coated steel swing gate, adjustable from 23" - 38" (58.4cm-96.5).

GUARDRAIL ACCESSORIES

- 7900008** Guardrail Roof Hatch Kit, includes: (4ea) 7900060 Guardrail Bases, (1ea) 7900007 Guardrail Gate, (3ea) 7900005 Guardrail Splice Kits, (3ea) 7900061 6 ft. (1.8m) Rails
- 7900054** Guardrail Base Transport Cart, accommodates 4 bases (not shown)

PORTABLE CONSTRUCTION GUARDRAIL SYSTEM

This system acts as a barrier preventing personnel from falling to lower levels, thus eliminating the fall hazard. This system can protect employees with little or no training, special maintenance or gear.

- Mounts in both parapet and edge grab configurations for jobsite versatility
- Rapid clamping system expands from 6" to 24" (15.25cm to 61cm)
- Durable zinc plated finish for corrosion resistance and longevity
- Supports both top and mid-rail guardrails, and toe boards when used in edge grab configuration
- Use with standard wood 2x4's or other common guardrail materials



PARAPET CONFIGURATION

7901000

PORTABLE CONSTRUCTION GUARDRAIL STANCHION

Zinc plated steel stanchion mounts in both parapet and edge grab configurations to wood or concrete, clamp expands from 6"-24" (15.25cm to 61cm). Use with standard wood 2x4's.



EDGE GRAB CONFIGURATION





INNOVATION THAT BRINGS WORKERS AT HEIGHT HOME SAFELY.

Capital Safety is a global company solely dedicated to fall protection and rescue. Our focus is razor sharp.
And it continually drives us to design and manufacture the safest possible height safety gear.

We understand the industries we serve and listen to the workers in the field. We employ the best engineers to create innovative solutions and patent the products that keep workers safe at heights around the world. Capital Safety has the best quality and largest range of fall protection products in the industry. But we're more than a product company.

We take an innovative approach in bringing our products to the field. We have created international partnerships and a vast network of authorized distributors, certified installers and service centers. We offer on-site and in-house training. And we're ISO 9001-2000 certified for customer service, as well as manufacturing and engineering.

Capital Safety is one of the world's leading manufacturers of fall protection and rescue equipment, with decades of experience and a legacy of innovation. Look for complete solutions in our extensive line of DBI-SALA™ and Protecta® products.



Capital Safety - USA: 800 328 6146
Canada: 800 387 7484 Latin America: +1 651 385 4301
Asia: +65 65587758 Germany: +49 (0)30 92 03 83 87 00
New Zealand: 0800 212 505 Australia: 1800 245 002
Europe, Middle East, Africa: +33 (0)4 97 10 00 10
Northern Europe: +44 (0)1928 571234
www.capitalsafety.com info@capitalsafety.com

More Info/Order From:

Electronic Measurement Labs, Inc.

“Best in Gas Detection”

800-452-6822

Sales • Service • Support
24/7/365 Tech Support